

# Toy Team

## Activity Book

2

## Contents

<b>Hello!</b>	<b>page 2</b>
<b>Unit 1</b>	<b>page 4</b>
<b>Unit 2</b>	<b>page 14</b>
<b>Review 1-2</b>	<b>page 24</b>
<b>Unit 3</b>	<b>page 26</b>
<b>Unit 4</b>	<b>page 36</b>
<b>Review 3-4</b>	<b>page 46</b>
<b>Unit 5</b>	<b>page 48</b>
<b>Unit 6</b>	<b>page 58</b>
<b>Review 5-6</b>	<b>page 68</b>
<b>Festivals</b>	<b>page 70</b>

**Tracey Gibbins**

**OXFORD**  
UNIVERSITY PRESS

# 1

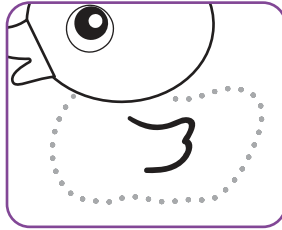
# Parts of the body

## Lesson 1

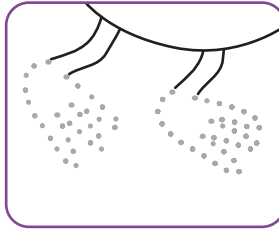
Trace and match. Say.



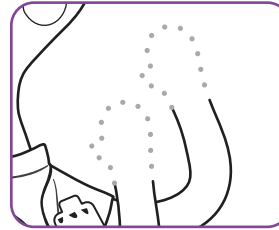
arms




body



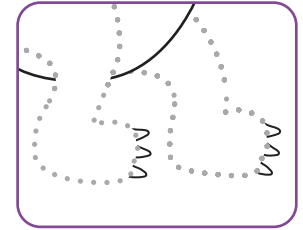
feet




hands




head




legs






body




legs




feet



hands




head



arms

Remember the story. Follow the path, choose, and circle.

# Ouch, my body!







Think about the value and look. Trace 😊 or ☹️.


# Lesson 4

1



**Value** We're careful when we play.


Match and say.




stamp



clap



wave




nod



Trace yourself. Say Wave your ...

## Lesson 6

1




**Structure** Imperatives *clap your hands nod your head stamp your feet wave your arms*

**Vocabulary** Actions Parts of the body

**Lesson 6: Explore**


9

Count, trace, and circle.



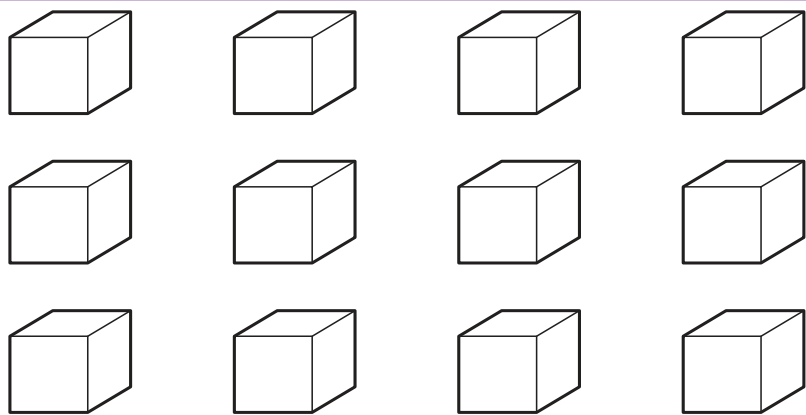
11

12



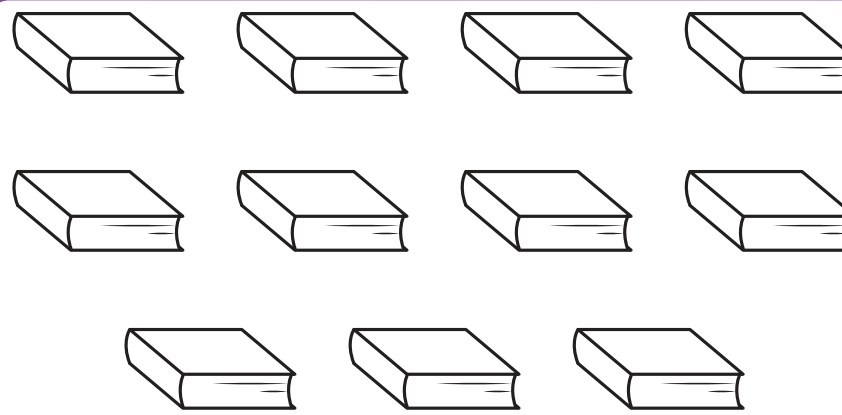
11

12



11

12



11

12



Look at the pictures. What's next? Circle and say.

# Lesson 8

1



knees



toes



head



shoulders



toes



shoulders

**Traditional song** Head, shoulders, knees, and toes

**Vocabulary** knees shoulders toes

**Lesson 8: Traditional song**

11