

# 1


# My Bedroom

## Lesson 1



1 Listen and point. Say.

2 Listen and number.





closet



door



3


Read and stick.

4

Chant.



1




clock

2



door

3



lamp

4



closet

5



bookshelf

6



window

BE A  
**MEGA  
STAR**

What's in your bedroom?  
Write. 📅



Find it!



# 1

## Lesson 2

1

Listen and read. Say.



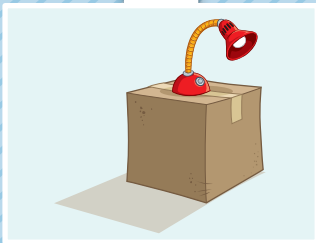
Where's the clock?



It's on the bookshelf.

### Learn Grammar

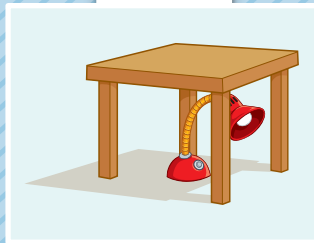
on



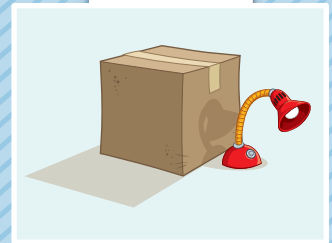
in



under




next to




2

Listen and draw. Write.



1



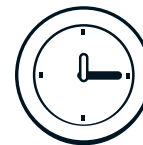
It's on the bookshelf.

2



It's \_\_\_\_\_ the closet.

3



It's \_\_\_\_\_ the door.

4



It's \_\_\_\_\_ the window.



**Song!**

**3** Sing. **14** Watch!





**4** Make the bedroom. Say.



It's on the bookshelf.

Where's the lamp?



**Our Values**  
We put away our things.

# 1

## Lesson 3

# Time for School!

1

Watch or listen.



15

Act it out.

1

Lucy, it's time for school!

OK, Mom!

2

Where's Megabyte?  
Oh! He's under the rug!

3

Ah! He's in the toy chest!

4

Come on, Lucy.  
It's time for school!

OK, Mom!

5

Lucy. Let's go!

Goodbye, Megabyte!  
See you later!

6

Oh, Megabyte!  
There you are!

Hello, Megabyte!

Hello, everyone!

10

2

Listen and point. Say.



1



rug

2



poster

3



toy chest

4



nightstand

3

Listen and number. Write.



1 \_\_\_\_\_ nightstand

2 \_\_\_\_\_

3 \_\_\_\_\_

4 \_\_\_\_\_

### Everyday English!

4

Listen and repeat.



5

Act it out.

See you later.

Have a nice day!





# 1

## Lesson 4

### Geography



1 Listen, read, and stick. 



to the left of



to the right of




in front of



behind

2 Read, look, and circle the correct word.



1 It's to the left of the bookshelf.

2 It's behind the clock.

3 It's in front of the window.

4 It's to the right of the bookshelf.

bed

lamp

rug

door


closet

nightstand

bookshelf




window

3 Make a plan of a room. 



# 1 Review

1 Read, look, and write **A–D**.



- 1 The lamp is under the bookshelf.
- 2 The poster is on the door.
- 3 The clock is on the nightstand.
- 4 The window is next to the door.

2 Make your bedroom. Say.

Page 133

The bed is under the window.



3 Complete your picture dictionary.

Page 88