

Unit 1

At School Let's Talk




A Read, trace, and write.

Hi, Kate. How are you?



Goodbye, Kate.



_____, Andy. How are _____?



Goodbye, Andy.



you Hi See I'm later

✓ Parent's signature: _____

Unit 1 At School 3

Let's Learn



A Write and match.

1. clock

clock

2. calendar

3. picture

4. workbook


5. door

6. window




B Read and circle.


1. What's this? It's a door.



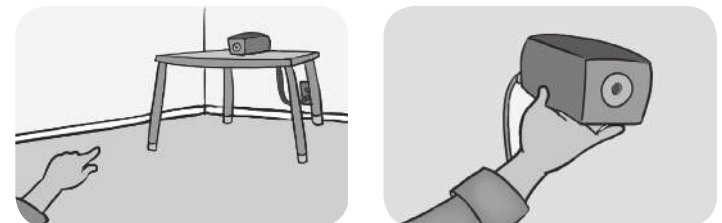
2. What's that? It's a clock.



3. What's this? It's a workbook.



4. What's that? It's a pencil sharpener.



4 Unit 1 At School

C Trace and write.

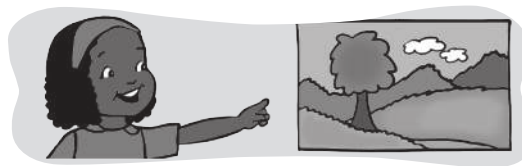
1.



What's this?

It's a paper clip.

2.



What's that?

.

3.



?

It's a door.

4.



?

It's a .

D Read, trace, and write.

1. Is this a picture?



Yes, it is.

2. Is that a workbook?



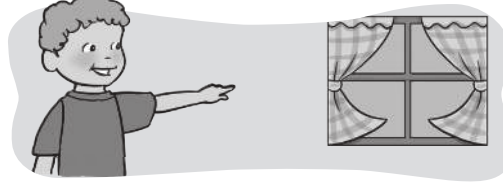
No, it isn't.

3. Is this a clock?



.

4. Is that a window?



.

✓ Parent's signature: _____

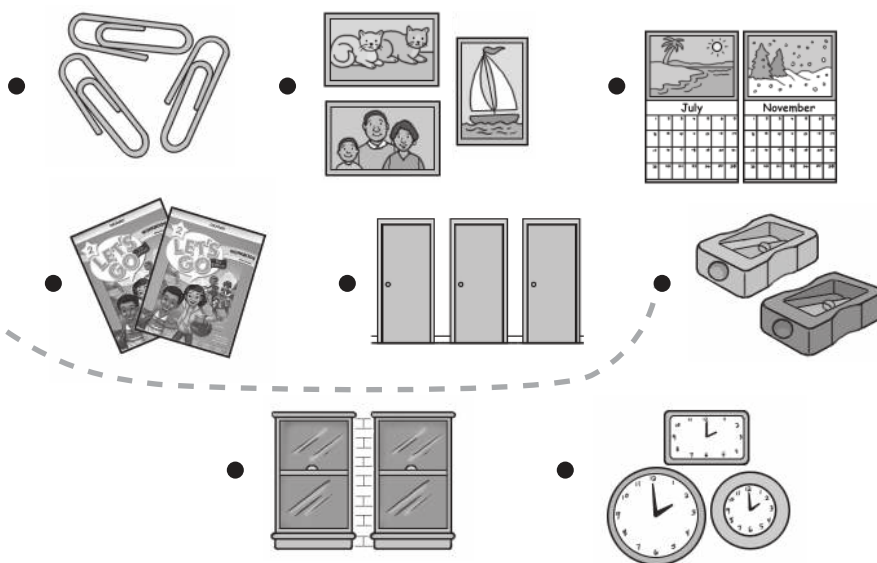
Unit 1 At School 5

Let's Learn More



A Read and match.

1. pencil sharpeners
2. calendars
3. paper clips
4. windows
5. pictures
6. clocks
7. workbooks
8. doors




B Trace and write.



What are these?

They're calendars.



What are those?

They're windows.



What are _____?

They're _____.



What are _____?

_____.

C Connect, trace, and write.

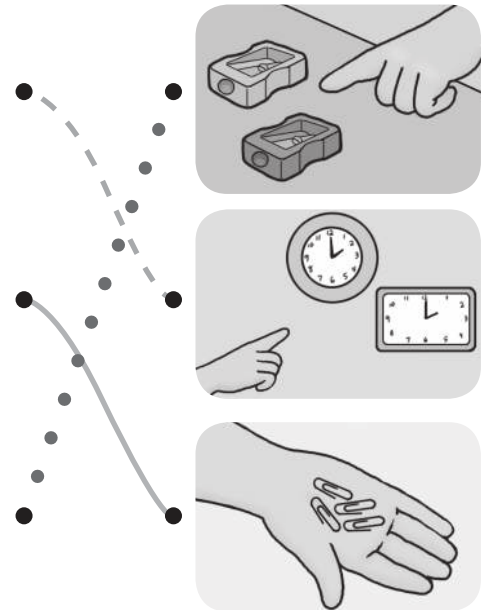
1. Are those windows?

No, they aren't.

2. Are these _____?


Yes, they are.

3. _____ pencil sharpeners?



D Trace, check, and write.

1.




Are these pictures?

☐ Yes, they are.

☒ No, they aren't.

2.




Are those workbooks?

☐ Yes, they are.

☐ No, they aren't.

3.



Are _____ doors?

, they _____.

4.



Are _____ pictures?

, _____.

✓ Parent's signature: _____


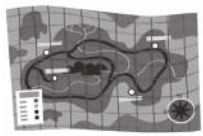




Unit 1 At School 7

Let's Read





Phonics

A Match and trace.

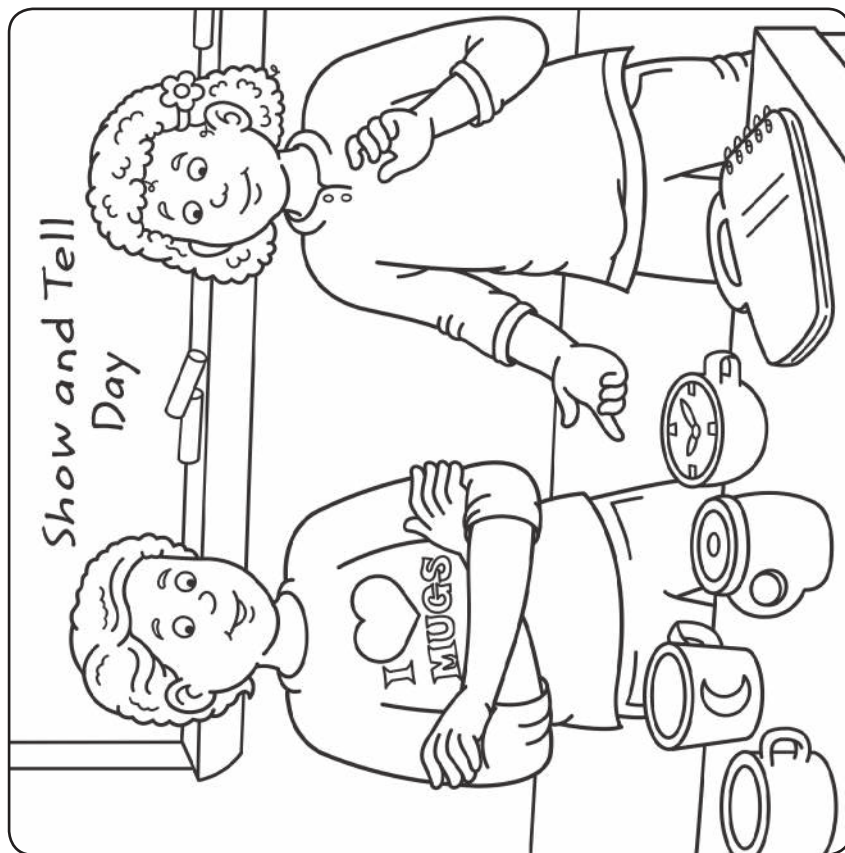
1. 	•	<div style="border: 1px solid black; padding: 10px; display: inline-block;"> Mm </div>	•	<u>nut</u>
2. 	•		•	<u>map</u>
3. 	•		•	<u>notebook</u>
4. 	•	<div style="border: 1px solid black; padding: 10px; display: inline-block;"> Nn </div>	•	<u>nine</u>
5. 	•		•	<u>mop</u>
6. 	•		•	<u>mug</u>

B Find and write.

1. Mm		2. Nn	
--------------	---	--------------	---




I Like Mugs!



**What are those?
They're mugs.**

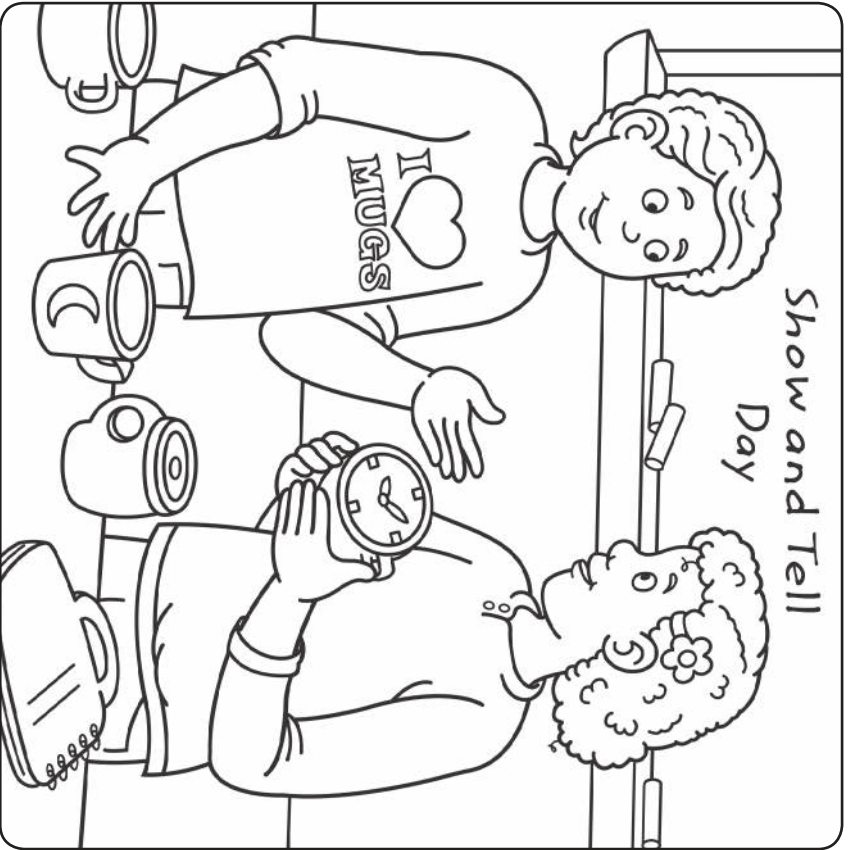
1

Copyright © Oxford University Press. All rights reserved.



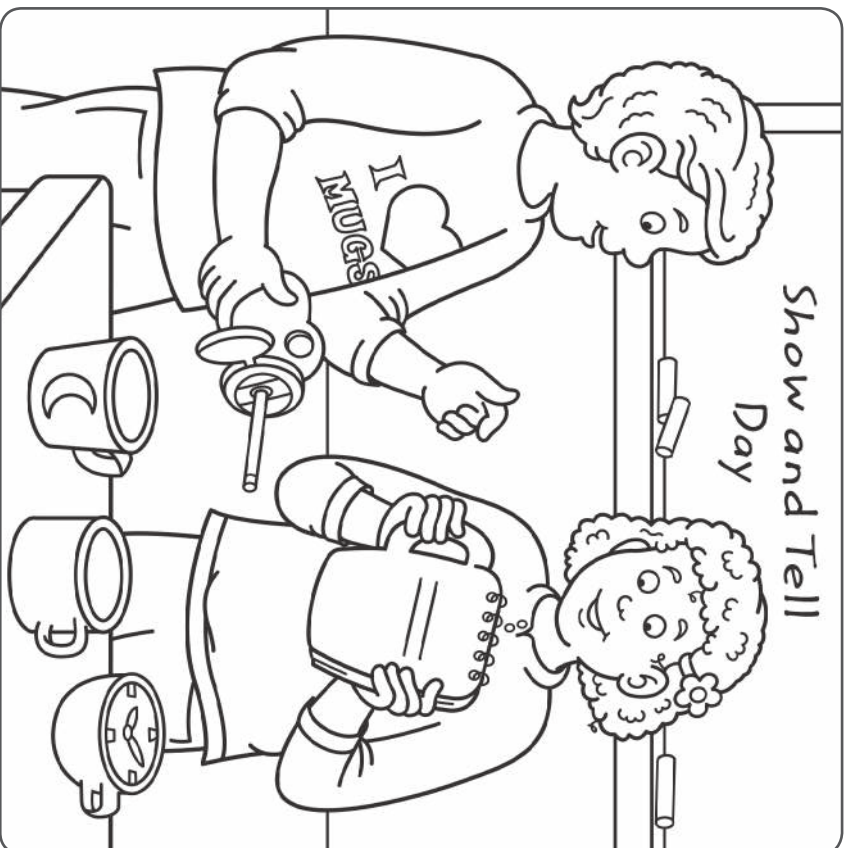
**I like your mugs!
Thanks!**

4



How about this?
Is this a mug, too?
Yes, it is. It's a clock mug.

2



This is a pencil sharpener.
That's a notebook.
Wow!

3