



Enrich 4 Skills Study With Extensive Reading

# Happy Reading!

Yuko Suzuki (ABC4YOU English School)

March, 2018



www.abc4you.jp

abc4you.jimu@gmail.com



http://ameblo.jp/setagayatadokuclub/

setagayatadoku@gmail.com

OXFORD

## Potential of ER – Development in Speaking

Students have no experience at international school. They speak Japanese in their daily life. They could not speak a few years ago. Nowadays students started to **be able to speak English without preparation.**

### What is your favorite book?

My favorite book is The Time Machine. And he is time traveler, and he invented Time Machine and went to the future and explored the world. He found Eloi who are beautiful and Kyasha. And, he found Morlocks who are ugly and, like, wild animals. So, why two kind of humans are in the world? He thought the relationship between the owners and the slaves will last in the future and it makes wrong result. So, maybe the author tell me, tell us, how terrible the relationship between the slaves and the owners will be.



SHS2



JHS2

I'll talk about my favorite book. My favorite book is High School Musical 2. This book is Junior Novel and is based on the hit Disney Channel original movie. I love Disney Channel. I first watched Disney Channel, I watched High School Musical 2. So, this movie is my special movie...to me. And, this book is the same story of original movie and there are many pictures of original movie in this book. So, we can easily read (it). So, I love this book.



JHS1

My favorite book is Black Holme Island. Because this story is very interesting. And, it's...it's very fun. My favorite character is Daddy. Because he is very ... fun.

OXFORD

### When you read, do you use your imagination?

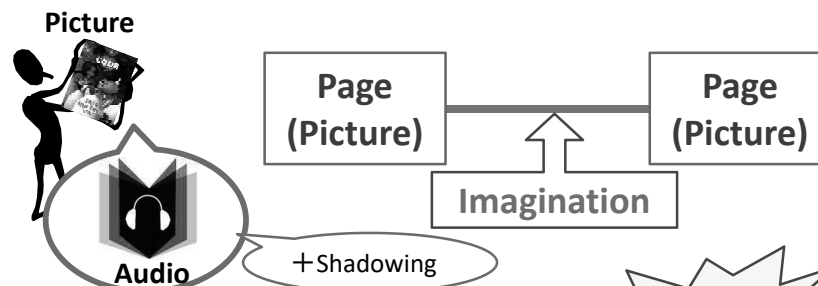
のねずみの ぐりと ぐらは、おおきな かごを  
もって、もりの おくへ でかけました。

ぼくらの なまえは ぐりとぐら  
このよで いちばん すきなのは  
おりょうりすること たべること  
ぐり ぐら ぐり ぐら

なかがわりえこ; おおむらゆりこ. ぐりとぐら. 福音館書店, 1967, p.3  
Nakagawa, Rieko; Oomura, Yuriko. Guri to Gura. Fukuinkan Shoten, 1967, p.3

OXFORD

### Pay Special Attention to the Drawings, Listen and Imagine



- draw a picture
- run a film

**FUN**  
In your mind = 3D


OXFORD

**Pay Special Attention  
to the Drawings**

**Listen & Imagine**

**Review (Look at the  
drawings) & Imagine**

**Listen, do shadowing  
& Imagine**



Bradman, Tony; Stuart Jon. Project X CODE. #12 Into the Cave. Oxford University Press, 2012, p.6

OXFORD

**Pay Special Attention  
to the Drawings**

**Listen & Imagine**

**Review (Look at the  
drawings) & Imagine**

**Listen, do shadowing  
& Imagine**



BITEs are robots. They make sure that the MITEs are doing their jobs.

BITEs are harder to spot. There is a different BITE in each zone. They have red eyes when they are angry.

Each BITE protects a CODE key.

Team X and Mini need to battle the BITE and get the CODE key to unlock the exit door of the zone and get to the next zone.

Bradman, Tony; Stuart Jon. Project X CODE #12 Into the Cave. Oxford University Press, 2012, p.7  
Lynch, Emma; Stuart Jon. Project X CODE The Adventure Begins. Oxford University Press, 2012, p.7, 23

OXFORD

**Listen, do shadowing & imagine,  
Glance at the words**

**Listen, do shadowing & imagine**

OXFORD



**How to enrich your class with ER (1)**

**Imagine** the scene, characters' feeling & guess what will happen next



Look at the drawings carefully Cover the words

*No reading in  
English  
Reading a picture*


**Imagine** the scene, characters' feeling & guess what will happen next



Look at the drawings carefully Cover the words Listen/Shadow the words along audio




## How to enrich your class with ER (2-1)

**Imagine** the scene, characters' feeling & guess what will happen next

★ ①  ~~Floppy~~

Look at the drawings carefully Cover the words

**Imagine** the scene, characters' feeling & guess what will happen next




①  ~~Floppy~~ + CD  

Look at the drawings carefully Cover the words Shadow the words along audio

*No reading in English  
Reading a picture*




## How to enrich your class with ER (2-2)

**Imagine** the scene, characters' feeling & guess what will happen next

②  ~~Floppy~~ + CD  

Look at the drawings carefully Glance the words Shadow the words along audio

**Imagine** the scene, characters' feeling & guess what will happen next

★ ③  ~~Floppy~~ + CD  

Do not open the book Shadow the words along audio

Read 4 times per book

## Tips of Shadoku

Helpful  
Tips

- Start shadowing from very easy and fun picture books
  - which the audio is slow enough to 'shadow'
  - which has sufficiently small number of words and enable learners to guess the story from pictures while shadowing
- Do shadowing multiple times per book – each time in a different way
- Guess the scene and characters' feelings while shadowing

## What kind of books do students read?

	ORT Oxford Reading Tree	CODE Project X CODE	Orig Project X Origins	ODD ORT Decode and Develop	OPPF ORT Floppy's Phonics Fiction	OTT ORT Traditional Tales	inFact ORT inFact
Books	228	56+1	90	96	36	40	36
Stage	1,1+2-9	3-9	1+, 2-9	1+, 2-9	1+, 2-6	1, 1+, 2-9	1+, 2-5

- Book series with audio and in various levels
- Enable learners to start from easy fun books and progress to upper levels step by step - gradually the number of words and sentence increases



Project X CODE Chart:

[http://fdslive.oup.com/www.oup.com/oxed/primary/literacy/projects/PX\\_CODE\\_Chart\\_2014.pdf?region=international](http://fdslive.oup.com/www.oup.com/oxed/primary/literacy/projects/PX_CODE_Chart_2014.pdf?region=international)

Project X CODE animation: <https://youtu.be/DSyuPryftnw>

## Project X CODE 3-9 and Origins 1-3

4 times  
per book



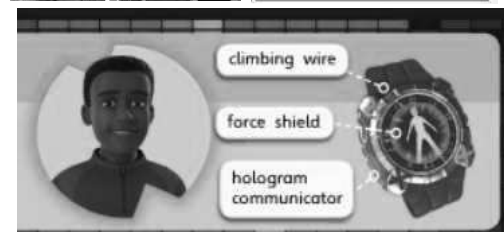





Series	Stage	Books	Word Count		
			x1	x3	x4
Project X Origins	1	10	507	1,521	2,028
	2	10	888	2,664	3,552
	3	10	1,348	4,044	5,392
Project X CODE	3	8	1,624	4,872	6,496
	4	8	1,858	5,574	7,432
	5	8	2,135	6,405	8,640
	6	8	2,491	7,473	9,964
	7	8	3,511	10,533	14,044
	8	8	5,318	15,954	21,272
	9	8	6,771	20,313	27,084
Total		86	26,451	79,353	105,804
Equivalent to n textbooks			15.6 JHS 3.9 SHS	46.8 JHS 11.7 SHS	62.4 JHS 15.6 SHS

©ABC4YOU



## My favorite book in CODE – by students

- This book shows us why the Micro World was made and why Team X are trying to get the CODE key. It has information about cool kits and the watches too. The basic story you need to know in order to enjoy the series, are written in this book. (*The Adventure Begins*)
- BITE was cute when it was caught in slug tracks and had been rescued by MITE. (#3 *Missing!*)
- Rex, the baby dragon who hatched from an egg in the cave, was adorable. (#12 *Into the Cave*)
- The chase in the sea seemed to be fun. (#22 *Underwater Chase*)
- Every BITE was united at last and became a new strong BITE. Team X helped each other and defeated the BITE and CODE at last. I got excited. (#53 *CODE's Countdown* #55 *Eye to Eye*)
- Mimi's father was like final boss (ラスボス). He was infected by BITE and it was terrifying. (#51 *Marvel Mission Marvel*)



Bradman, Tony; Stuart Jon. Project X CODE #12 Into the Cave. Oxford University Press, 2012, p.14,17,23,24  
Lynch, Emma; Stuart Jon. Project X CODE The Adventure Begins. Oxford University Press, 2012, p.15-17

## When you read, do you translate English to Japanese? Students have no experience at international schools

Ummm... (I never thought about it...) I usually think in English when I read books.



SHS2



JHS2

I don't know. But... as I am not good in translating English to Japanese, I won't be able to read that fast if I tried to translate sentences when I read. So, I guess I am not translating English to Japanese while I read books.

Translate? No, I don't translate while I read. I cannot explain the system in my head but I understand directly from English. I don't think in Japanese when I read.



SHS1



JHS1

I never thought about it but I think I am thinking in English when I read. When I come to difficult sentence, I sometimes think in Japanese. But most of the time, I understand directly in English.