




Oxford Teaching Workshop Series 2018

# **Multisensory Teaching Techniques for 4-Skill Success**

**Ritsuko Nakata**

**IIEEC Teacher Training Center**

# The 5 Senses



Multiple senses = Multisensory






# Teaching the 4 Skills



Listening  
Speaking  
Reading  
Writing





tired **sick**



**cold**





## **6- Second DRILLS using the MAT METHOD**

A close-up photograph of a person's head and hand. The person has dark hair and is cupping their right hand behind their ear, with fingers spread. The background is a solid, light gray.

What do you hear?









What's the matter?  
What's the matter?  
What's the matter?

I am sick.

What's the matter?  
Are you OK?

I am sick today.

Oh, no!

What's the matter?

I am very, very  
sick today.

Oh, no!

I am very, very,  
very, very  
sick today.

That's too bad!





What's the matter?  
What's the matter?  
What's the matter?

I am **sick**.

What's the matter?  
Are you OK?

I am **sick** today.



Oh, no!

What's the matter?

I am very, very  
**sick** today.

Oh, no!

I am very, very,  
very, very  
**sick** today.

That's too bad!



cold



tired



hot



sad







What's the  
matter?



See it  
Hear it  
Say it  
Do it

Try to involve at least two senses in every activity and add movement for better retention!









Sock puppets (iOS)

# The L R Phonics Chant

The lion runs like the rabbit.

He loves to race at night.

Lions really love to run,

And stop at the red light.







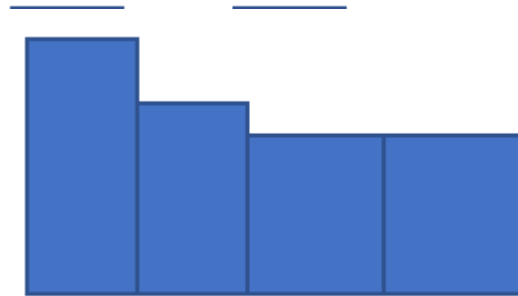
# Reading

lion

rain

lion

like



# Oops!

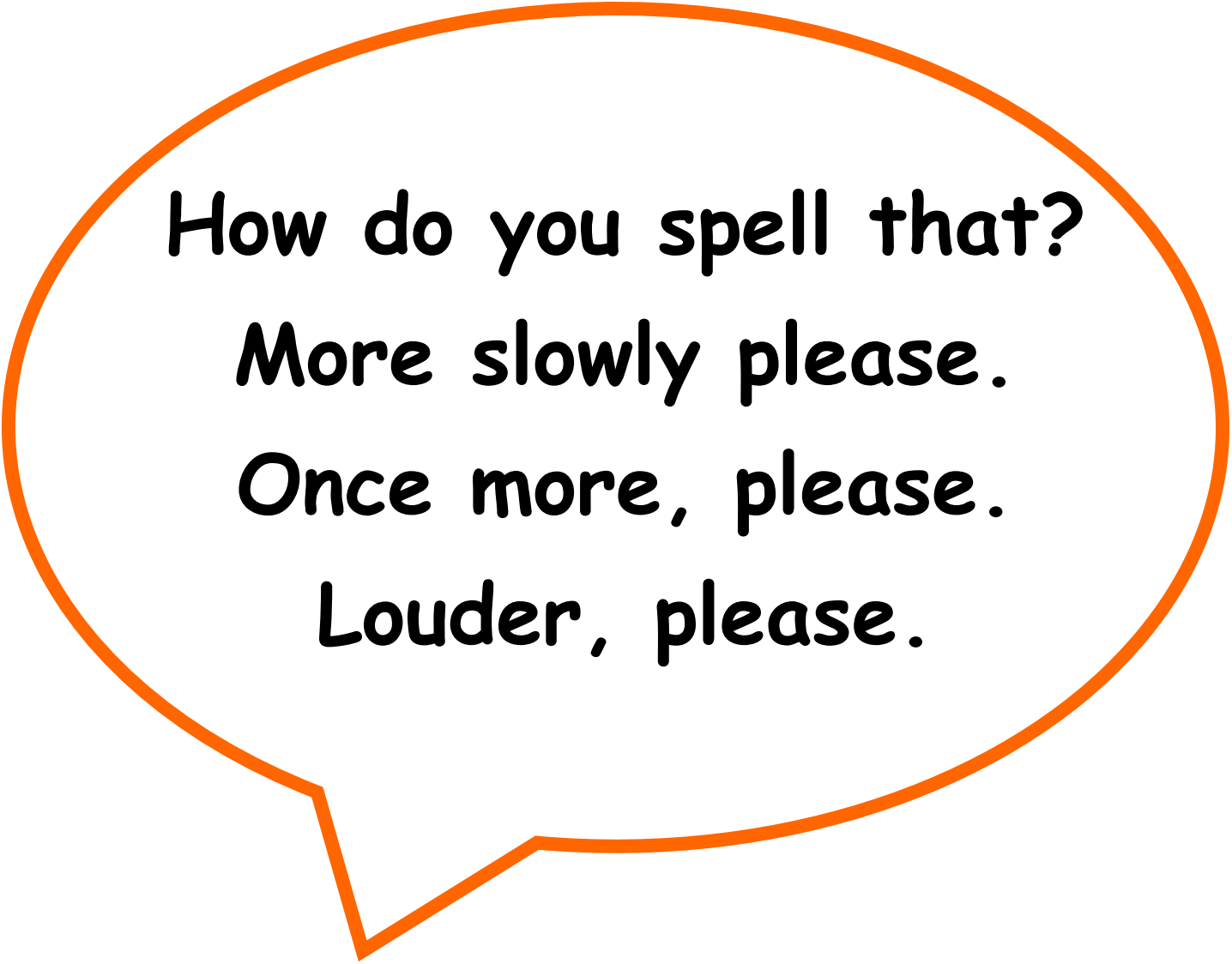






# Multisensory Spelling





**How do you spell that?**  
**More slowly please.**  
**Once more, please.**  
**Louder, please.**



# A Rainy Day



Oh, no! Look at the rain.  
We can't play today.



I can make a cake.  
I'm a cook!



Let's play a game.  
No, let's paint.



I can paint pictures.  
Look at my pictures!

# A Rainy Day



Oh, no! Look at the rain.  
We can't play today.



I can make a cake.  
I'm a cook!

3



Let's play a game.  
No, let's paint.





4



I can paint pictures.  
Look at my pictures!



Tell the story. Listen and circle.



Illustrations from Let's Achieve



Scott went to \_\_\_\_\_.  
(a place)

He saw a \_\_\_\_\_ (color) \_\_\_\_\_ (animal).

The \_\_\_\_\_ (animal) was \_\_\_\_\_ (action+ing).

Scott was \_\_\_\_\_.  
(feeling)



Scott went to school.

He saw a purple iguana.

The iguana was dancing.

Scott was worried.



My name is Sogo.

I'm eight years

old. I live in

Sat tama. I can

climb a tree and

run. I get up in the morning.

I brush my teeth in the

evening





My name is  
Maho. I'm eight  
years old. I  
live in Tokyo.

I can do a  
somersault and  
jump rope. I get  
dressed in the morning. I do  
homework in the evening.

This is my  
brother. He is  
a student. He  
likes steak and grapes.





CAN YOU FIND her ?



Sei goes to England. Sei is in England. I will give you some hints to find her. She is the girl with short brown hair. She is wearing a light yellow shirt and bro shoes. She is sitting. Can you find her

4-1-12 Sei T



Multisensory teaching makes language memorable



**IIEEC - Oxford University Press  
Teacher Training Certificate Program 2018  
Summer Session in Tokyo**

**May 13, June 3 & July 1  
6 modules of 12 workshops!**

**Get immediate results with the MAT METHOD!**

**AP Hamamatsucho**

**Shiba Park Bldg. B1F**



**For information & reservations**

**<https://www.oupjapan.co.jp/en/events/iieec18/index.shtml>**



Thank you!  
Have fun using all the senses

**Facebook: Ritsuko Nakata**  
**IIEEC MAT Events**











# #letsgoteachingtips

Create a reason to listen

Make language real

Make learning interactive

Include multiple senses in every activity





## ***Let's Go Teaching Tips: Share, learn, inspire***

- Share your teaching tips with *Let's Go* teachers from around the world
- Learn new ideas for your classroom
- Inspire your young learners to communicate

### **Participating is simple**

1. Get on your Facebook, Twitter or Instagram account and upload your teaching tip
2. Tag it with the hashtag **#letsgoteachingtips**
3. Your tip could be a video, an image, a text post, or a photo of something you made with a short description
4. The best tips will be short and easy to understand
5. Search the hashtag for other teaching tips then share, like and comment

***Be sure to share your tips by 28 February 2018!***



***Be sure to share your tips by 28 February 2018!***



Visit the above QR code or below URL for more information:

***[elt.oup.com/feature/global/lets\\_go\\_teaching\\_tips](http://elt.oup.com/feature/global/lets_go_teaching_tips)***



# Make a poster





# Oops!





play today



Paint a wave



Make a cake



Paint the rain

