

Oxford Teaching Workshop Series 2018




Multisensory Teaching Techniques for 4-Skill Success


Barbara Hoskins Sakamoto

Multiple senses =
Multisensory












What's the matter?
 What's the matter?
 What's the matter?
 I am sick.
 What's the matter?
 Are you OK?
 I am sick today.
 Oh, no!
 What's the matter?
 I am very, very
 sick today.
 Oh, no!
 I am very, very,
 very, very
 sick today.
 That's too bad!







What's the matter?
What's the matter?
What's the matter?
I am **sick**.
What's the matter?
Are you OK?
I am **sick** today.



Oh, no!
What's the matter?
I am very, very **sick** today.




cold




tired

Oh, no!
I am very, very, very, very **sick** today.



hot

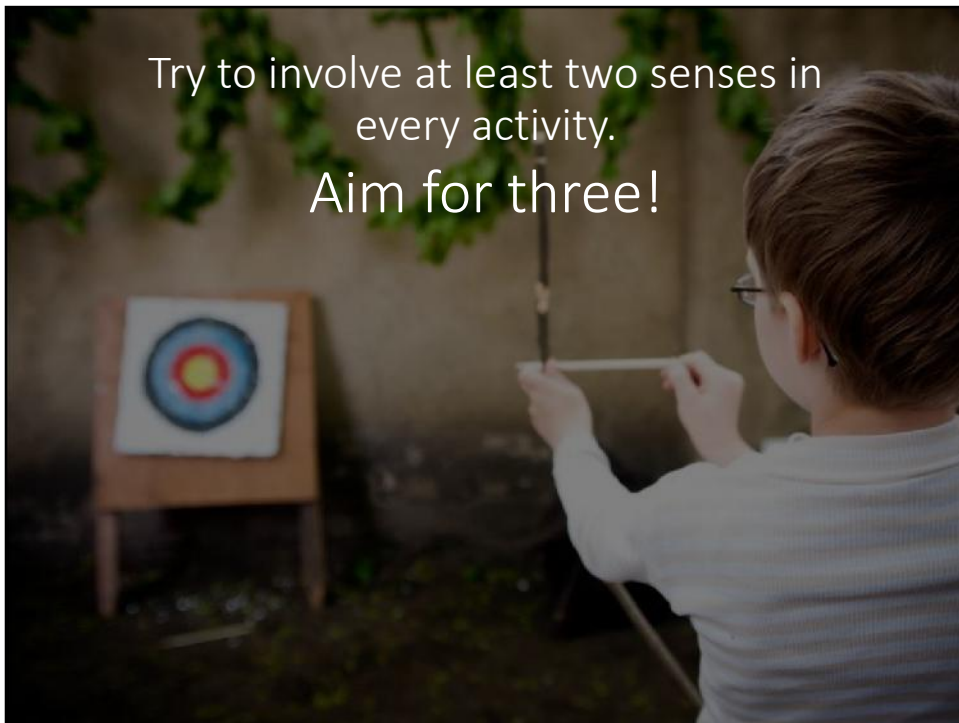
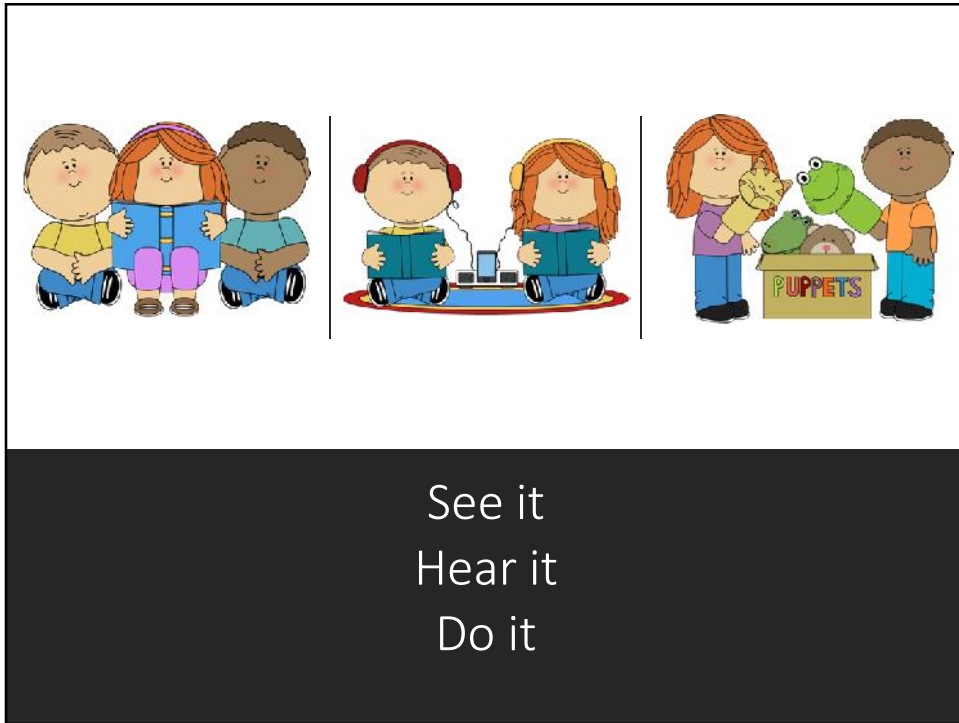
That's too bad!



sad



What's the matter?





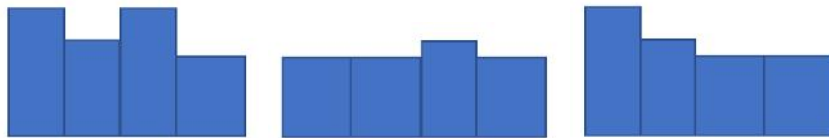
The L R Phonics Chant

The lion runs like the rabbit.
He loves to race at night.
Lions really love to run,
And stop at the red light.



lion rain

lion like



Oops!



Multisensory Spelling



A Rainy Day

1



Oh, no! Look at the rain.
We can't play today.

2



I can make a cake.
I'm a cook!

3



Let's play a game.
No, let's paint.

4



I can paint pictures.
Look at my pictures!

A Rainy Day

1




Oh, no! Look at the rain.
We can't play today.

2



I can make a cake.
I'm a cook!

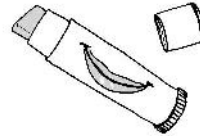





Make a poster



glogster.edu

Tell the story. Listen and circle.



Illustrations from Let's Achieve



Scott went to _____.
(a place)

He saw a _____ (color) _____ (animal).

The _____ (animal) was _____ (action+ing).

Scott was _____ (feeling).



Scott went to **school**.
He saw a **purple iguana**.
The **iguana** was **dancing**.
Scott was **worried**.



Multisensory teaching makes language memorable

#letsgotips

Create a reason to listen
Make language real
Make learning interactive
Include multiple senses in every activity



OXFORD
UNIVERSITY PRESS



Let's Go Teaching Tips: Share, learn, inspire

- Share your teaching tips with *Let's Go* teachers from around the world
- Learn new ideas for your classroom
- Inspire your young learners to communicate

Participating is simple

1. Get on your Facebook, Twitter or Instagram account and upload your teaching tip
2. Tag it with the hashtag **#letsgoteachingtips**
3. Your tip could be a video, an image, a text post, or a photo of something you made with a short description
4. The best tips will be short and easy to understand
5. Search the hashtag for other teaching tips then share, like and comment

Be sure to share your tips by 28 February 2018!



Be sure to share your tips by 28 February 2018!



Visit the above QR code or below URL for more information:
elt.oup.com/feature/global/lets_go_teaching_tips

