

Bring Learning to Life with the Oxford Reading Tree



Presented by: Kevin Churchley

Linking your classroom to
the wider world

Linking your classroom to
the wider world

Linking your classroom to
the wider world

Linking your classroom to
the wider world

Linking your classroom to
the wider world

OXFORD
UNIVERSITY PRESS



“How *can* we link our classrooms to the wider world?”

“The Oxford Reading Tree”



1) *σπ·η*



- 1) *σπονή*
- 2) Банан



- 1) *ਸ਼ਾਹ*
- 2) Банан
- 3) яблык



- 1) *ਸਰ੍ਹ*
- 2) Банан
- 3) яблык
- 4) କଳା



1) *ਬਾਨਾ*



2) Банан





3) яблык



4) *କଳା*







OXFORD
UNIVERSITY PRESS





Written by Roderick Hunt and Annemarie Young
 Illustrated by Nick Schon, based on the original characters
 created by Roderick Hunt and Alex Brychta
 Phonics Consultant: Debbie Hepplewhite

BEFORE READING

Talk together

- Look at the front cover and read the title together. Ask: *What are the children pointing at?*
- Ask: *What do you think will happen in this story?*
- Look through the book and talk about the pictures.

About the words in this book

- Your child should be able to sound out and blend some words, which may include:
set but back hot ran
hut not get lots big
of it Mum Dad
- Some words may be more challenging. Encourage or model blending, then read the words below to your child if necessary.

they was barbecue
smoke firefighters
engine said out
came



DURING READING

Enjoy the story together.
 If your child needs support to read the words:

- Ask your child to point from left to right under each word whilst reading.
- Model how to sound out and blend new words if necessary.
- If a word is still too tricky, simply say the whole word for your child.
- Use the pictures to talk about the story and learn the meaning of new words.



See the inside back cover for more ideas.



Dad set up the barbecue.



Written by Roderick Hunt and Annemarie Young
 Illustrated by Nick Schon, based on the original characters
 created by Roderick Hunt and Alex Brychta
 Phonics Consultant: Debbie Hepplewhite

BEFORE READING

Talk together

- Look at the front cover and read the title together. Ask: *What are the children pointing at?*
- Ask: *What do you think will happen in this story?*
- Look through the book and talk about the pictures.

About the words in this book

- Your child should be able to sound out and blend some words, which may include:
set but back hot ran
hut not get lots big
of it Mum Dad
- Some words may be more challenging. Encourage or model blending, then read the words below to your child if necessary.

they was barbecue
smoke firefighters
engine said out
came




DURING READING

Enjoy the story together.
 If your child needs support to read the words:

- Ask your child to point from left to right under each word whilst reading.
- Model how to sound out and blend new words if necessary.
- If a word is still too tricky, simply say the whole word for your child.
- Use the pictures to talk about the story and learn the meaning of new words.




See the inside back cover for more ideas.






“Lots of smoke,” said Chip.




“But not barbecue smoke!”
said Biff.



It was a hut on fire!

“Get the firefighters,”
said Chip.



The fire engine came.



“Get back,” said the firefighter.



“It’s hot,” said Biff.

“It’s a big fire,” said Chip.




The firefighters put the fire out.


“Lots of smoke,” said Mum.



“Lots of barbecue smoke!” said Kipper.



They ran back.



“Oh no,” said Mum.

“The barbecue!” said Dad.



“Get the firefighters!”
said Biff.

AFTER READING

- Look at pages 6–7. Ask: *What does the firefighter tell the family to do? Why?*
- At the end, ask: *Will they really need firefighters for the barbecue?*
- Ask: *Which part of the story did you think was the most exciting?*

Text © Roderick Hunt 2011
Illustrations © Alex Brychta and Nick Schon 2011

The characters in this work are the original creation of Roderick Hunt and Alex Brychta who retain copyright in the characters.

First published 2011
ISBN 978-0-19-848392-2

All rights reserved. Photocopying of this book is prohibited.

10 9

Printed in China by Imago

Paper used in the production of this book is a natural, recyclable product made from wood grown in sustainable forests. The manufacturing process conforms to the environmental regulations of the country of origin.

**Oxford
OWL**

For teachers
Helping you with free eBooks, inspirational resources, advice and support

For parents
Helping your child's learning with free eBooks, essential tips and fun activities

www.oxfordowl.co.uk





Biff, Chip and Kipper Stories

 Oxford
Level 2

Book Band 2 Red

Fire!

Firefighters put out
a fire.



*Biff, Chip and
Kipper Stories
Level 2
Decode and Develop*

The Odd Egg
Out!
Fire!
The Gulls' Picnic
Red Noses
The Ball Pit

 Australia: Emergent Levels 3–5

OXFORD
UNIVERSITY PRESS

How to get in touch:
web www.oxfordprimary.co.uk
email schools.enquiries.uk@oup.com
tel. +44 (0) 1536 452610
fax +44 (0) 1865 313472

ISBN 978-0-19-848392-2



9 780198 483922

OXFORD
UNIVERSITY PRESS





First,

OXFORD
UNIVERSITY PRESS



First, Then,

OXFORD
UNIVERSITY PRESS



First,
Then,
Next,



First,
Then,
Next,
In the end,



First,
Then,
Next,
In the end,



Meet the children




Biff

Birthday: 20 May
Likes: making things
Dislikes: wearing dresses
Favourite animal: koala
Favourite word: chopsticks
Favourite magic key adventure (...so far!): Wilf and I helped stop thieves from stealing a blue jewel.



Chip

Birthday: 20 May
Likes: art
Dislikes: quarrelling
Favourite animal: dolphin
Favourite word: volcano
Favourite magic key adventure (...so far!): My plan caught the evil genie and saved Floppy.



Kipper

Birthday: 7 April
Likes: reading
Dislikes: tidying up
Favourite animal: Floppy
Favourite word: bubble
Favourite magic key adventure (...so far!): I tricked the Sheriff's men to save everyone.




Wilf

Birthday: 8 July
Likes: cycling
Dislikes: people who won't share
Favourite animal: tree frog
Favourite word: dinosaur
Favourite magic key adventure (...so far!): I used my chewing gum to hide some gold.



Wilma

Birthday: 31 October
Likes: music
Dislikes: mess
Favourite animal: polar bear
Favourite word: harmony
Favourite magic key adventure (...so far!): I went on a quest to rescue a crystal bell.

Anneena

Birthday: 6 February
Likes: making up games
Dislikes: swimming
Favourite animal: garter snake
Favourite word: velvet
Favourite magic key adventure (...so far!): Nadim and I helped some men to try and make their aeroplane fly.



Nadim

Birthday: 13 January
Likes: computers
Dislikes: singing
Favourite animal: panda
Favourite word: rainbow
Favourite magic key adventure (...so far!): It was exciting when my computer game came to life.



Lee

Birthday: 7 June
Likes: gadgets
Dislikes: scary stories
Favourite animal: rabbit
Favourite word: monster
Favourite magic key adventure (...so far!): I met some ogres. I was a bit scared at first.

Mime the title.





Biff, Chip and Kipper Stories

1+

 **Oxford**
Level 1+

Book Band 1 Pink



A big, bad snake is
on TV.

Decode and Develop

 Australia: Beginner Levels 1-2

OXFORD
UNIVERSITY PRESS

How to get in touch:

web www.oxfordprimary.co.uk
email primary.enquiries@oup.com
tel. +44 (0) 1536 452610
fax +44 (0) 1865 313472


ISBN 978-0-19-836437-5



9 780198 364375



Oxford
Reading
Tree



Series created by **Roderick Hunt** and **Alex Brychta**



Biff, Chip and Kipper Stories

1+

The Big, Bad Snake

A big, bad snake is on TV.



Decode and Develop

Australia: Beginner Levels 1-2

OXFORD
UNIVERSITY PRESS

How to get in touch:

web www.oxfordprimary.co.uk
email primary.enquiries@oup.com
tel. +44 (0) 1536 452610
fax +44 (0) 1865 313472

Oxford
Level 1+

Book Band 1 Pink

*Biff, Chip and
Kipper Stories
Level 1+ More B
Decode and Develop*

The Picnic on the Hill
The Big, Bad Snake
The Lemon Pip
Too Hot
The Tin Can Man
Hit and Miss

ISBN 978-0-19-836437-5




9 780198 364375



Oxford
Reading
Tree

The Big, Bad Snake



Series created by Roderick Hunt and Alex Brychta



Written by Paul Shipton, based on the original characters created by Roderick Hunt and Alex Brychta
Illustrated by Alex Brychta

BEFORE READING

Talk together

- Read the title together. Ask: *Which of the words in the title begin with the same letter?*
- Look at the cover and talk about the picture. Ask: *What do you think the children think about the snake?*
- Look through the book and talk about the pictures.

About the words in this book

- Your child should be able to sound out and blend some words, which may include:

**is off on Dad big not
got bad hiss pen run**

- Some words may be more challenging. Encourage or model blending, then read the words below to your child if necessary.

**the was went
snake TV eek
balloon**




DURING READING

Enjoy the story together. If your child needs support to read the words:

- Ask your child to point from left to right under each word whilst reading.
- Model how to sound out and blend new words if necessary.
- If a word is still too tricky, simply say the whole word for your child.
- Use the pictures to talk about the story and learn the meaning of new words.




See the inside back cover for more ideas.



A snake was on TV.




It was a big, bad snake.



The snake went HISS!




Dad got a balloon.




Dad had a red pen.



Biff did not run off.



The balloon went HISS!



Dad ran off.

AFTER READING

- Re-read page 5. Ask: *What is Dad drawing on the balloon? (a face) Why?*
- Look at the picture on page 8. Ask: *What has the big, bad snake eaten? (The man's hat)*
- Ask: *Why do you think Dad made the snake balloon? Who ended up being scared?*
- Ask: *What was your favourite part of the story? What did you like most about it?*

OXFORD
UNIVERSITY PRESS

Great Clarendon Street, Oxford, OX2 6DP, United Kingdom

Oxford University Press is a department of the University of Oxford. It furthers the University's objective of excellence in research, scholarship, and education by publishing worldwide. Oxford is a registered trade mark of Oxford University Press in the UK and in certain other countries

Text © Oxford University Press 2016

Illustrations © Alex Brychta 2016

The characters in this work are the original creation of Roderick Hunt and Alex Brychta who retain copyright in the characters.

The moral rights of the author have been asserted.

First published 2016

All rights reserved. No part of this publication may be reproduced, stored in a retrieval system, or transmitted, in any form or by any means, without the prior permission in writing of Oxford University Press, or as expressly permitted by law, by licence or under terms agreed with the appropriate reprographics rights organization. Enquiries concerning reproduction outside the scope of the above should be sent to the Rights Department, Oxford University Press, at the address above.

You must not circulate this work in any other form and you must impose this same condition on any acquirer

British Library Cataloguing in Publication Data

Data available

ISBN 978-0-19-836437-5

10 9 8 7 6 5 4 3 2 1

Paper used in the production of this book is a natural, recyclable product made from wood grown in sustainable forests. The manufacturing process conforms to the environmental regulations of the country of origin.

Printed in China by Imago

Oxford
OWL

For school

Discover eBooks, inspirational resources, advice and support

For home

Helping your child's learning with free eBooks, essential tips and fun activities

www.oxfordowl.co.uk



Mime the title.



1+



Big Feet



Series created by Roderick Hunt and Alex Brychta

1+



Big Feet




Series created by Roderick Hunt and Alex Brychta

1+



Hop! Hop! Pop!




Series created by Roderick Hunt and Alex Brychta

1+



Hop! Hop! Pop!



Series created by Roderick Hunt and Alex Brychta

Series Overview

Floppy's Phonics
Stage 1+




Decode & Develop
Stage 1+

Main Stories
Stage 1+


100% Decodable


60% Decodable


Richer Reading




Dagenham











Written by Roderick Hunt
Illustrated by Alex Brychta

BEFORE READING

Talk together

- Look at the cover and read the title together. Ask: *What do you think this story is about?*
- Ask: *What do you think might be under the sheet?*
- Look through the book and talk about the pictures.

About the words in this book

- Your child should be able to sound out and blend some words, which may include:
**went children asleep job
bedroom shop stuck**
- Some words may be more challenging. Encourage or model blending, then read the words below to your child if necessary.

**said like little
what helped
house about
dreamed found
new our**



DURING READING

Enjoy the story together.
If your child needs support to read the story:

- Remind your child to sound out and blend unfamiliar words from left to right.
- Look for compound words, where two words create a bigger word, e.g. *moonlight*.
- If a word is still too tricky, simply say the whole word for your child.
- Re-read sentences to focus on their meaning where necessary.



See the inside back cover
for more ideas.



Biff and Chip liked the new house.
They helped Mum and Dad.



Mum put wallpaper on the wall.
Chip helped her.



Dad painted a door. Biff helped him.



Biff was in her room. Dad looked at the wallpaper.



Biff wanted new wallpaper.



They went to the wallpaper shop.

Biff looked at the wallpaper.
She liked this wallpaper.




Mum and Dad pulled the wallpaper off.

Biff and Chip helped.
“What a job!” said Chip.




Biff found a door.


The door was stuck.



Mum opened the door. She found
a room.



Everyone looked inside.



Mum went into the secret room.
She found a little house.

"It looks like our house,"
said Mum.




Biff opened the little house.
Everyone looked inside.

“It looks like our house inside,”
said Biff.




Kipper found a little dog.
“Look at this little dog,”
said Kipper.

“It looks like our dog. It looks
like Floppy.”



Chip found three little children.

“Look at the children,” said Chip.
“They look like us.”



Biff liked her bedroom. She liked the secret room too.

Dad painted the secret room. Biff put things inside.



Biff was in bed. She was fast asleep. She dreamed about the little children.

AFTER READING

- Re-read page 9. Ask: *What does Chip mean?*
- Re-read page 10. Ask: *Why do you think the door was covered up with wallpaper?*
- Talk about what your child would like to find in a secret room.
- Ask your child to re-tell the story to you.

Text © Roderick Hunt 1986
Illustrations © Alex Brychta 1986

First published 1986

This edition published 2011

ISBN 978-0-19-848211-6

All rights reserved. Photocopying of this book is prohibited.

20 19 18 17 16 15 14 13 12

Printed in China by Imago

Paper used in the production of this book is a natural, recyclable product made from wood grown in sustainable forests. The manufacturing process conforms to the environmental regulations of the country of origin.

**Oxford
OWL**

For teachers
Helping you with free eBooks, inspirational resources, advice and support

For parents
Helping your child's learning with free eBooks, essential tips and fun activities

www.oxfordowl.co.uk





Biff, Chip and Kipper Stories

 Oxford
Level 4

Book Band 4 Blue


4 The Secret Room

Biff finds a secret room.



*Biff, Chip and
Kipper Stories
Level 4
Stories*

- 1 House for Sale
- 2 The New House
- 3 Come In!
- 4 The Secret Room
- 5 The Play
- 6 The Storm

 Australia: Early Levels 9–11

OXFORD
UNIVERSITY PRESS

How to get in touch:
web www.oxfordprimary.co.uk
email schools.enquiries.uk@oup.com
tel. +44 (0) 1536 452610
fax +44 (0) 1865 313472

ISBN 978-0-19-848211-6




9 780198 482116

OXFORD
UNIVERSITY PRESS







The Magic Key





The Magic Key





The Magic Key










The Magic Key




Themes:

OXFORD
UNIVERSITY PRESS







What's this?






realia




Lesebaum

Das Piraten- Abenteuer



Roderick Hunt

OXFORD
UNIVERSITY PRESS





Biff was looking at a book. The book was about pirates.

"I don't like pirates," she said.



Wilf and Wilma came to play. They went to Biff's room.



They looked at the little house.
"It's a magic house," said Biff.
"Don't be silly," said Wilma.




They looked at the key.
“It’s a magic key,” said Chip.
“Don’t be silly,” said Wilf.

The key began to glow. The magic
was working.
“Oh help!” said Wilma.



They looked at the key.
“It’s a magic key,” said Chip.
“Don’t be silly,” said Wilf.

The key began to glow. The magic
was working.
“Oh help!” said Wilma.




The magic was working. The children got smaller and smaller and smaller.

“Oh no!” said Wilf.
“Oh help!” said Wilma.
“We don’t like this,” they said.




They looked at the house. The windows were glowing. Biff went to the door.

She put the key in the lock. She opened the door.



The children went inside the house.
“It’s a magic house,” they said.

“Look at the sand,” said Biff.
“Look at the sea,” said Chip.
“Come on,” they said.



They ran to the sea. Wilf picked up a shell. Chip picked up a coconut.


Biff climbed up a tree. Wilma went in the sea.

"This is magic," they said.




They played on the sand. They played in the sea.

“What an adventure!” said Biff.




A pirate came up. He looked at the children.


“Children!” said the pirate.




“Pirates!” said the children.
 “Oh help!” they said.
 “Come on,” said the pirates.




The pirates had a boat. They went to
 the pirate ship.
 “I don’t like pirates,” said Biff.




“Look at that pirate,” said Biff.
 “Look at that big rope,” said Chip.
 “I’m frightened,” said Wilf.



“We wanted a party,” said the pirate. “Nobody wanted to come. Will you come to the party?”



The children went to the party.
It was a good party.
“I like pirates,” said Biff.



The key was glowing. It was time to go.




“Goodbye,” said Chip. “Thank you for the party.”
“Oh no!” said the pirates.



The key was glowing. It was time to go.

“Goodbye,” said Chip. “Thank you for the party.”
“Oh no!” said the pirates.





“What an adventure!” said Wilma.
“I liked the pirates,” said Biff.
Wilf looked at the little hat.



Biff, Chip and Kipper Stories


Oxford
Level 5

Book Band 5 Green

2 Pirate Adventure



The children go
to a pirate ship.



*Biff, Chip and
Kipper Stories
Level 5
Stories*

- 1 The Magic Key
- 2 Pirate Adventure
- 3 The Dragon Tree
- 4 Gran
- 5 Castle Adventure
- 6 Village in the Snow

Australia: Transitional Levels 12–14

OXFORD
UNIVERSITY PRESS

How to get in touch:

web www.oxfordprimary.co.uk
email schools.enquiries.uk@oup.com
tel. +44 (0) 1536 452610
fax +44 (0) 1865 313472

ISBN 978-0-19-848244-4



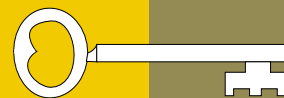
9 780198 482444

OXFORD
UNIVERSITY PRESS





Biff, Chip and Kipper Stories




 **Oxford
Level 5**

Book Band 5 Green

2 Pirate Adventure



The children go
to a pirate ship.



*Biff, Chip and
Kipper Stories
Level 5
Stories*

- 1 The Magic Key
- 2 Pirate Adventure
- 3 The Dragon Tree
- 4 Gran
- 5 Castle Adventure
- 6 Village in the Snow

 Australia: Transitional Levels 12–14

OXFORD
UNIVERSITY PRESS

How to get in touch:

web www.oxfordprimary.co.uk
email schools.enquiries.uk@oup.com
tel. +44 (0) 1536 452610
fax +44 (0) 1865 313472

ISBN 978-0-19-848244-4



9 780198 482444


OXFORD
UNIVERSITY PRESS




Do you remember the titles
of the books that we read today?




1+




2



4



5



OXFORD
UNIVERSITY PRESS

stories

OXFORD
UNIVERSITY PRESS



- Children are naturally drawn to stories and enter into story worlds easily

stories

OXFORD
UNIVERSITY PRESS



- Stories create opportunities to experience language rather than merely study it

The stories of the Oxford Reading Tree

The stories of the Oxford Reading Tree

✓ link you to your students

The stories of the Oxford Reading Tree

- ✓ link you to your students
- ✓ link your students to each other

The stories of the Oxford Reading Tree

- ✓ link you to your students
- ✓ link your students to each other
- ✓ link your classroom to the
wider world

www.oupjapan.co.jp/ort

Thank you for listening!



www.twitter.com/ORT_Japan

www.facebook.com/ORT.Japan
(Japanese)



