

# Syllabus


## Welcome

Africa is east of South America.


## Classroom Language:




How do you say this in English?  
May I go to the restroom?  
Could you say that again, please?  
May I get a drink of water?

## Unit 1 Vacation


Lesson 1	Lesson 2	Lesson 3	Lesson 4 
<b>Activities:</b> act in a play, learn how to dive, ride a roller coaster, read a lot of books, win a competition, sleep late He acted in a play when he was on vacation. What did she do when she was on vacation? She acted in a play.	<b>Feelings:</b> relaxed, nervous, confident, shy, wide-awake, sleepy I felt relaxed, but he felt nervous. How did you feel when you rode a roller coaster? I felt relaxed, but she felt nervous.	<b>Reading: The Surfing Lesson</b> <b>Conversations:</b> Come on! Let's learn how to surf. No, thanks. I'd rather play video games. / Sounds fun. I'm tired of playing video games. OK. / Great! <b>Be brave.</b>	<b>Travel and Trade:</b> silk, goods, difficult, ruler, return, become famous What did Marco Polo do when he was 17? He traveled on the Silk Road.

## Unit 2 Camping


Lesson 1	Lesson 2	Lesson 3	Lesson 4 
<b>In the Woods:</b> study insects, identify trees, pick wild strawberries, find animal tracks, explore a cave, collect leaves What was she doing in the morning/afternoon? She was studying insects. Was he studying insects in the morning/afternoon? Yes, he was. / No, he wasn't. He was identifying trees.	<b>Making Camp:</b> set up the tent, build a campfire, roast fish, tell stories, put out the campfire, look at the stars She was setting up the tent when I arrived at the campsite. When I arrived at the campsite, she was setting up the tent. What were you doing when you saw the deer? I was setting up the tent.	<b>Reading: The Cave</b> <b>Conversations:</b> Which way is the campsite? It's that way. / Sorry, I don't know. Thanks a lot! / Thanks, anyway. <b>Be helpful.</b>	<b>Plants:</b> oxygen, seed, size, root, underground, stem Which parts of the plant are these? Those are the seeds. What do they do? They grow and become new plants.




 **Check Up 1** Units 1 and 2  **Skills** How Scouting Started  **Project** Brochure

## Unit 3 Class Party


Lesson 1	Lesson 2	Lesson 3	Lesson 4 
<b>Planning a Party:</b> order pizzas, bake cupcakes, bring fruit juice, choose the music, make decorations, buy balloons I'll/We'll order pizzas for the party. What will he do? He'll order pizzas.	<b>Starting a Party:</b> pour the juice, serve the pizzas, set up the music, blow up the balloons, put up the decorations, put out the cupcakes Will she pour the juice? Yes, she will. / No, she won't. Who will pour the juice? He will.	<b>Reading: It's Not Safe!</b> <b>Conversations:</b> We're out of juice. Could you get some more? Sure, no problem. / I can't right now. I'm busy. Thanks. / That's OK. <b>Be safe.</b>	<b>Celebrations:</b> celebrate, season, tradition, delicious, child, samba parade What will people in Japan do in the spring? They'll celebrate Children's Day.

## Unit 4 The Amazon Rain Forest


Lesson 1	Lesson 2	Lesson 3	Lesson 4 
<b>Comparisons:</b> colorful macaw, plain egret, dangerous jaguar, friendly river dolphin, energetic spider monkey, calm sloth The macaw is more colorful than the egret. Is the macaw more colorful/plainer than the egret? Yes, it is. / No, it isn't.	<b>Comparisons:</b> easy puzzle, difficult puzzle, comfortable sandals, uncomfortable sandals, cheap bracelet, expensive bracelet This puzzle is the easiest one here. These sandals are the most comfortable ones here. Which puzzle is the easiest? This puzzle. Which sandals are the most comfortable? These sandals.	<b>Reading: A New Snowboard</b> <b>Conversations:</b> I want that one. How about this one, instead? It's cheaper. / Good choice! <b>Be patient.</b>	<b>Biomes:</b> natural community, freshwater, desert, forest, grassland, tundra Which biome is the biggest? The ocean.




 **Check Up 2** Units 3 and 4  **Skills** The Rain Forests  **Project** Postcard

## Unit 5 Busy Students


Lesson 1	Lesson 2	Lesson 3	Lesson 4 
<b>Activities:</b> wash my hair, take a shower, floss my teeth, check my calendar, pack my schoolbag, iron my clothes I always wash my hair before I go to bed. Do you wash your hair before you go to bed? Yes, I always/No, I rarely do.	<b>Adverbs:</b> slowly, quickly, carefully, carelessly, quietly, loudly How is she walking? She's walking slowly. Is he walking slowly or quickly? He's walking slowly.	<b>Reading: The Recital</b> <b>Conversations:</b> Are you ready for your recital? No, I'm not. I still need to practice. / Yes, I think so. I practiced all week. <b>Be responsible.</b>	<b>Your Health:</b> successful, exercise, possible, balanced meal, habit, early How often do you go for a walk? I go for a walk twice a week.

## Unit 6 Making Things


Lesson 1	Lesson 2	Lesson 3	Lesson 4 
<b>Quantities:</b> a cup of flour, a half cup of water, a quarter cup of salt, a tablespoon of cooking oil, a teaspoon of baking soda, a drop of food coloring How much flour does he need? He needs a cup of flour. Does she have enough flour? Yes, she does. / No, she doesn't.	<b>Supplies:</b> aprons, toothpicks, paper clips, cardboard, masking tape, modeling clay How many aprons do we/they have? We/They have three/a few/a lot of aprons. How much cardboard do we/they have? We/They have six sheets of/a little/a lot of cardboard.	<b>Reading: Where's the Parthenon?</b> <b>Conversations:</b> Did we bring the map? I don't remember. / I'm not sure. I remember. It's under the seat. / Never mind, I found it. <b>Be prepared.</b>	<b>The Pyramids:</b> take, farmer, artisan, move, pull, site How many people did it take to build the Great Pyramid of Giza? It took around thirty thousand people.




 **Check Up 3** Units 5 and 6  **Skills** Rules for Running  **Project** Poster

## Unit 7 World Travel

Lesson 1	Lesson 2	Lesson 3	Lesson 4 
<b>Countries:</b> India, Italy, Kenya, New Zealand, the UK, Peru I've been to India. I've never been to Italy. Have you ever been to India? Yes, I have. / No, I haven't. Has she ever been to India? Yes, she has. / No, she hasn't.	<b>Experiences:</b> go rafting, ride a camel, climb a mountain, hike in a rain forest, see the pyramids, go scuba diving He has gone rafting, but he hasn't ridden a camel. Has she gone rafting before? Yes, she has. / No, she hasn't.	<b>Reading: A New Friend</b> <b>Conversations:</b> Do you like skateboarding? I'm not very good at it. Could you show me how? / Yes, I do. Sure! / Cool! Let's go skateboarding after school. <b>Be friendly.</b>	<b>Explorers:</b> high, reach, British, leave, grateful, lead What happened in 1924? George Mallory and Andrew Irvine tried to reach the top of Mount Everest.

## Unit 8 Computers

Lesson 1	Lesson 2	Lesson 3	Lesson 4 
<b>Using Computers:</b> turn on the computer, turn off the computer, turn up the volume, turn down the volume, log in to the website, log out of the website I've just turned on the computer. I haven't turned on the computer yet. Has he turned on the computer yet? Yes, he has. / No, he hasn't.	<b>Using Computers:</b> upload the photos, print the photos, download the music, play the music, write the email, send the email She's/He's already uploaded the photos/written the email, but she/he hasn't printed them/sent it yet. Has she uploaded the photos yet? Yes, she's uploaded them. / No, she hasn't uploaded them.	<b>Reading: Just a Minute</b> <b>Conversations:</b> Are you almost done with the computer? Just a minute. / Yes, I just finished. Go ahead and use it. OK. Let me know when you're done. / Thanks! <b>Be fair.</b>	<b>Energy:</b> energy, source, wind turbine, electricity, dam, solar panel What have scientists designed to use wind energy? Scientists have designed wind turbines that make electricity.

 **Check Up 4** Units 7 and 8  **Skills** An Interview with Cliff Jackson  **Project** Presentation

## YLE Practice