



We can do it
with ORT !

Oxford Reading Tree Reading Guides

Expand Elementary School English With The Oxford Reading Tree

「学習指導要領における外国語活動・外国語科」で学んだ英語への理解を深め、活用できる子供を育てるオックスフォード・リーディング・ツリー

オックスフォード・リーディング・ツリーは、楽しい英語の読みものを通して「学習指導要領における外国語活動・外国語科」で学んだ英語を異なる場面や意味のある文脈で活用する機会を提供します。


ガイドの使用法

ガイドには、各ストーリーのあらすじとページ毎の質問が掲載されています。これらの質問は、ストーリーの内容理解を促し、これまでに外国語活動や外国語の授業で学んだ英語を認識・理解し、使えるよう工夫されています。

ストーリーを一話選び、児童に読み聞かせましょう。このとき、児童が話の内容に興味を抱くことができるよう、ジェスチャーや声の抑揚などをつけながら行います。読んでいる途中で時折中断し、ガイドに掲載されている質問をしましょう。児童はこれらの質問に答えることで、これまでに習った言葉を実際に使う機会が得られ、また英語を話すことに対し少しずつ自信をつけていくことができます。

ガイドには、質問に関連するLet's Try やWe Canのユニット、および回答として活用できる語句を掲載しています。

Meet
the Robinson
Family



Stage 3 [Stories]



We can do it
with ORT!



Correlation Chart

Themes/ phrases	We Can 1	We Can 2	ORT
Likes and dislikes	Unit 1	Unit 1, 3, 8	<i>A Cat in the Tree</i> [P.4~5] <i>Nobody Wanted to Play</i> [P.1] <i>On the Sand</i> [P.16] <i>The Rope Swing</i> [P.16]
Want	Unit 1	Unit 3, 6	<i>A Cat in the Tree</i> [P.14~15] <i>Nobody Wanted to Play</i> [P.2~3] <i>On the Sand</i> [P.8~9] <i>The Rope Swing</i> [P.8~9] <i>The Egg Hunt</i> [P.4~5, P.6~7]
Have	Unit 1	—	<i>A Cat in the Tree</i> cover <i>Nobody Wanted to Play</i> [P.1, P.16] <i>On the Sand</i> [P.1, P.2~3] <i>The Rope Swing</i> [P.1] <i>The Egg Hunt</i> cover, [P.2~3, P.8~9, P.10~11, P.12~13, P.16] <i>By the Stream</i> [P.2~3]
Months & seasons	Unit 2	Unit 1	<i>On the Sand</i> cover <i>The Egg Hunt</i> cover, [P.2~3]
Everyday activities	Unit 4	—	<i>Nobody Wanted to Play</i> [P.2~3] <i>The Egg Hunt</i> [P.8~9]
Adverbs of frequency	Unit 4	—	<i>Nobody Wanted to Play</i> [P.2~3] <i>The Egg Hunt</i> [P.4~5]
Can	Unit 5	Unit 1	<i>Nobody Wanted to Play</i> cover <i>Nobody Wanted to Play</i> [P.2~3] <i>On the Sand</i> [P.12~13] <i>The Rope Swing</i> cover, [P.1, P.2~3, P.10~11] <i>The Egg Hunt</i> [P.12~13] <i>By the Stream</i> cover, [P.2~3, P.4~5, P.8~9, P.10~11, P.12~13]
Prepositions of place	Unit 7	—	<i>A Cat in the Tree</i> cover <i>Nobody Wanted to Play</i> [P.12~13] <i>The Rope Swing</i> cover, [P.16] <i>The Egg Hunt</i> [P.6~7, P.8~9, P.14~15] <i>By the Stream</i> cover, [P.1, P.2~3, P.8~9, P.10~11, P.12~13, P.14~15, P.16]
Places in a town	Unit 7	Unit 4	<i>A Cat in the Tree</i> [P.1, P.16] <i>Nobody Wanted to Play</i> [P.2~3] <i>The Rope Swing</i> [P.1] <i>The Egg Hunt</i> [P.6~7]
What would you like?	Unit 8	—	<i>The Rope Swing</i> cover <i>The Egg Hunt</i> cover, [P.16]
Family members	Unit 9	—	<i>A Cat in the Tree</i> [P.2~3, P.6~7] <i>On the Sand</i> cover <i>The Egg Hunt</i> [P.1]
Adjectives	Unit 9	Unit 7	<i>A Cat in the Tree</i> [P.1, P.2~3, P.8~9, P.10~11, P.12~13, P.14~15] <i>Nobody Wanted to Play</i> cover, [P.1, P.8~9, P.14~15] <i>On the Sand</i> [P.14~15, P.16] <i>The Rope Swing</i> [P.2~3, P.4~5, P.6~7, P.8~9, P.10~11, P.12~13, P.14~15] <i>The Egg Hunt</i> [P.14~15, P.16] <i>By the Stream</i> cover, [P.4~5, P.6~7, P.10~11, P.12~13, P.16]
Food & adjectives for taste	—	Unit 2	<i>The Egg Hunt</i> [P.2~3]
Things to do during summer holidays	—	Unit 5	<i>On the Sand</i> cover, [P.4~5, P.6~7, P.8~9, P.10~11]
Past tense	—	Unit 5	<i>On the Sand</i> cover, [P.6~7, P.8~9, P.10~11] <i>The Rope Swing</i> [P.14~15, P.16] <i>The Egg Hunt</i> [P.8~9] <i>By the Stream</i> [P.6~7]
Jobs	—	Unit 8	<i>A Cat in the Tree</i> [P.14~15] <i>Nobody Wanted to Play</i> [P.4~5, P.6~7, P.8~9, P.10~11, P.12~13, P.14~15]



Stage 3 [Stories]




We can do it
with ORT!



A Cat in the Tree

Floppyに追いかけられたネコが、木の上に逃げました。Wilmaがネコを助けようと木に登りましたが、降りられなくなってしまいます。そこでWilmaのDadが登り、Wilmaを助け出しましたが、今度はDadが降りられなくなってしまいました。もう消防隊を呼ぶしかない。Dadがようやく助け出されたとき、ネコは別の木に登ってしまい……。




Pg.	Questions	Possible answers	We Can 1	We Can 2
Cover	(Point to cat) What's this?	It's a cat.	*	*
	What colour is it?	It's black, grey and white.	*	*
	Where is the cat?	It's in the tree.	Unit 7	—
	Do you have a cat?	Yes, I do/ No, I don't.	Unit 1	—
1	How does Floppy feel?	He's excited.	Unit 9	Unit 7
	How does the cat feel?	It's scared.	Unit 9	Unit 7
	Where will the cat go?	(Students guess)	—	—
	Where are they?	At the park.	Unit 7	Unit 4
2~3	How does Floppy feel?	He's sorry.	Unit 9	Unit 7
	(Point to Wilma) Who's she?	She's Wilma. She's Biff's friend.	Unit 9	—
	Where do you think the cat is?	(Students guess)	—	—
4~5	What's Wilma doing?	She's climbing the tree.	—	—
	Do you like climbing trees?	Yes, I do/ No, I don't.	Unit 1	Unit 1, 3, 8
6~7	(Point to Wilma's dad) Who's he?	He's Wilma's dad.	Unit 9	—
	Why is he angry?	Wilma climbed the tree.	—	—
	How will Wilma get down?	(Students guess)	—	—
8~9	Is Wilma safe?	Yes, she is.	Unit 9	Unit 7
	(Point to the brown dog) What's this dog chasing?	A squirrel.	—	—
	Who will get the cat?	(Students guess)	—	—
10~11	How does the cat feel?	It's scared.	Unit 9	Unit 7
	What will happen next?	(Students guess)	—	—
12~13	Is the cat safe?	Yes, it is.	Unit 9	Unit 7
	Is Wilma's dad safe?	No, he isn't.	Unit 9	Unit 7
14~15	(Point to a fireman) What's his job?	He's a fireman.	—	Unit 8
	Do you want to be a fireman?	Yes, I do/ No, I don't.	Unit 1	Unit 3~6
	Is Wilma's dad safe?	Yes, he is.	Unit 9	Unit 7
16	Where's the cat?	It's in the tree.	Unit 7	—





Nobody Wanted to Play

Wilfは怒っていました。だれも一緒に遊んでくれないのです。しかたなく、Floppyと公園に行ったWilfでしたが、一人で遊んでばかりでFloppyはつまらなくて眠ってしまいました。そのとき、アイスクリームを買ったWilfがつまづいて、Floppyの上にアイスクリームが……。



Pg.	Questions	Possible answers	We Can 1	We Can 2
Cover	(Point to Wilf) Who's he?	He's Wilf.	—	—
	Can you see Wilf's friends?	(Point to Biff, Wilma & Chip) Here.	Unit 5	Unit 1
	How does Wilf feel?	He's lonely.	Unit 9	Unit 7
1	Do you like Wilf's bicycle?	Yes, I do. It's cool.	Unit 1, 9	Unit 1, 3, 7, 8
	Do you have a bicycle? What colour is it?	Yes, I do/ No, I don't. It's green.	Unit 1	—
	Why is Wilf angry?	(Students guess)	Unit 9	Unit 7
2~3	Where is Wilf going?	To the park.	Unit 7	Unit 4
	Do Chip, Wilma and Biff want to play?	No, they don't.	Unit 1	Unit 3, 6
	Does Floppy want to play?	Yes, he does.	Unit 1	Unit 3, 6
	Do you have a park in your town?	Yes, I do/ No, I don't.	Unit 7	Unit 4
	Do you play in the park after school?	Yes, sometimes.	Unit 4	—
4~5	Can you see the glasses?	Yes, here.	Unit 5	Unit 1
	What does Wilf want to be?	He wants to be a spaceman.	—	Unit 8
	Do you want to be a spaceman?	Yes, I do/ No, I don't.	—	Unit 8
	Is Wilf playing with Floppy?	No, he isn't.	—	—
6~7	What does Wilf want to be?	He wants to be a juggler.	—	Unit 8
	Do you want to be a juggler?	Yes, I do/ No, I don't.	—	Unit 8
	Is Wilf playing with Floppy?	No, he isn't.	—	—
8~9	What does Wilf want to be?	He wants to be a cowboy.	—	Unit 8
	Do you want to be a cowboy?	Yes, I do/ No, I don't.	—	Unit 8
	Is Wilf playing with Floppy?	No, he isn't.	—	—
	How does Floppy feel?	He's sad.	Unit 9	Unit 7
10~11	What does Wilf want to be?	He wants to be a stuntman.	—	Unit 8
	Do you want to be a stuntman?	Yes, I do/ No, I don't.	—	Unit 8
12~13	What does Wilf want to be?	He wants to be a fireman.	—	Unit 8
	Do you want to be a fireman?	Yes, I do/ No, I don't.	—	Unit 8
14~15	What does Wilf want to be?	He wants to be a superhero.	—	Unit 8
	Do you want to be a super hero?	Yes, I do/ No, I don't.	—	Unit 8
	Is Wilf playing with Floppy?	No, he isn't.	—	—
	How does Floppy feel?	He's bored/ sleepy.	Unit 9	Unit 7
16	What was Floppy doing?	Sleeping.	—	—
	What was Wilf doing?	Dreaming.	—	—
	What does Wilf have?	An ice-cream.	Unit 1	—



Stage 3 [Stories]




We can do it
with ORT!



On the Sand

ロビンソン一家は海にやってきました。Dadが居眠りをしている間に、BiffとChipがDadを砂の中に埋めて、砂の城を作り始めました。出来上がってもまだDadは寝ています。2人は砂の城の上にDadの帽子をのせて、遊びに行きました。戻ってくるとDadがいません。そして帽子だけが海に浮かんでいます！でもそれはDadのいたずらでした。いったいどうやって帽子を流れないようにしたのでしょうか。



Pg.	Questions	Possible answers	We Can 1	We Can 2
Cover	(Point to Chip) Who's he?	He's Chip.	*	*
	(Point to Biff) Who's she?	She's Biff. She's Chip's sister.	Unit 9	—
	It's summer! Where are they?	At the beach.	Unit 2	Unit 1, 5
	Did you go to the beach on your last summer vacation?	Yes, I did/ No, I didn't.	—	Unit 5
1	What are Biff and Chip making?	A sandcastle.	—	—
	What toys do they have?	They have an ambulance, a dolphin and a boat.	Unit 1	—
2~3	What does Dad have?	He has a book, sunglasses, a bag and a green hat.	Unit 1	—
	What will Dad do when he wakes up?	(Students guess)	—	—
4~5	What did Chip write with the shells?	DAD.	—	—
	What can you do at the beach?	Eat ice cream, swim in the sea, etc.	—	Unit 5
6~7	What are Biff and Chip doing?	Eating ice cream.	—	—
	Did you eat ice cream on your last summer vacation?	Yes, I did/ No, I didn't.	—	Unit 5
8~9	Look at the little boy. Does he want to ride the donkey?	No, he doesn't.	Unit 1	Unit 3, 6
	Look at Biff. Does she want to ride the boat?	Yes, maybe.	Unit 1	Unit 3, 6
	Did you ride on a boat on your last summer vacation?	Yes, I did/ No, I didn't.	—	Unit 5
	What do you think Dad is doing?	(Students guess)	—	—
10~11	Did you ride a go-kart on your last summer vacation?	Yes, I did/ No, I didn't.	—	Unit 5
	What will happen next?	(Students guess)	—	—
12~13	What do they think happened?	Dad is in the sea.	Unit 7	—
	Can you see Dad?	Yes, here.	Unit 5	Unit 1
14~15	How does Biff feel?	She's angry.	Unit 9	Unit 7
	Why is Dad's hat not moving?	(Students guess)	—	—
16	Is Biff angry?	No, she isn't.	Unit 9	Unit 7
	Do you like going to the beach?	Yes, I do/ No, I don't.	Unit 1	Unit 1, 3, 8



Stage 3 [Stories]




We can do it
with ORT!



The Rope Swing

子供たちが川岸のロープ・ブランコで遊んでいます。それは木にロープでタイヤを括り付けたものでした。子供たちは1人また1人とブランコに乗っていきます。Floppyはロープが切れてしまうのではないかと冷や冷やしています。ところが、子供たちが家に帰ろうと橋を渡ったとき、橋が壊れてみんな川へドボンと落ちてしまいました。おまけについにブランコのロープも切れて、タイヤがFloppyの頭の上に！



Pg.	Questions	Possible answers	We Can 1	We Can 2
Cover	Who can you see?	I can see Wilma, Chip, Wilf, Kipper, Biff and Floppy.	Unit 5	Unit 1
	Where are they?	They are by the stream.	Unit 7	—
	(Point to the rope swing) What's this?	It's a rope and a tire.	*	*
	Would you like to play on the rope swing?	Yes, I would/ No, I wouldn't.	Unit 8	—
1	Do you have a stream in your town?	Yes, we do/ No, we don't.	Unit 1, 7	Unit 4
	Can you see the rope swing?	Yes, here.	Unit 5	Unit 1
2~3	How does Kipper feel?	He's excited.	Unit 9	Unit 7
	Can you see a squirrel?	Yes, in the tree.	Unit 5	Unit 1
	Can you see a rabbit?	Yes, behind the bush.	Unit 5	Unit 1
4~5	How does Floppy feel?	He's worried.	Unit 9	Unit 7
	How many children are on the rope swing?	1.	*	*
	(Point to the top of the rope) Is it safe?	No, it's dangerous.	Unit 9	Unit 7
6~7	How many children are on the rope swing?	2.	*	*
	How does Kipper feel?	He's very excited.	Unit 9	Unit 7
	How does Floppy feel?	He's very worried.	Unit 9	Unit 7
8~9	How many children are on the rope swing?	3.	*	*
	(Point to the top of the rope) Is it safe?	No, it's dangerous.	Unit 9	Unit 7
	What does Kipper want to do?	He wants to ride the rope swing.	Unit 1	Unit 3, 6
10~11	How many children are on the rope swing?	4.	*	*
	How many rabbits can you see?	I can see 4 rabbits.	Unit 5	Unit 1
	How does Floppy feel?	He's very, very worried.	Unit 9	Unit 7
	(Point to the top of the rope) Is it safe?	No, it's dangerous.	Unit 9	Unit 7
12~13	How many children are on the rope swing?	5.	*	*
	Look at the rabbits. They're running away. How do they feel?	They're worried/ scared.	Unit 9	Unit 7
	Will the rope break?	(Students guess)	—	—
14~15	Did the rope break?	No, it didn't.	—	Unit 5
	(Point to the bridge) Is it safe?	(Students guess)	Unit 9	Unit 7
16	Where are the children?	In the stream.	Unit 7	—
	Did the rope break?	Yes, it did.	—	Unit 5
	Do you like playing on swings?	Yes, I do/ No, I don't.	Unit 1	Unit 1, 3, 8



Stage 3 [Stories]




We can do it
with ORT!



The Egg Hunt

イースターです。WilfとWilmaのいとこ、ケイトが遊びに来ました。みんなと一緒にイースターケーキを焼きました。Wilmaがちょっとしたゲームを思いついて、公園に行っていろいろなところにチョコレートの卵を隠しました。Wilfとケイトが探しにきましたが見つかりません。その前にリスがすべて持って行ってしまったのです。でも、大丈夫。Mumが大きなチョコレートエッグを買ってくれましたからね。ハッピー・イースター！



Pg.	Questions	Possible answers	We Can 1	We Can 2
Cover	(Point to Wilma) Who's she?	She's Wilma.	—	—
	What does she have?	She has little eggs.	Unit 1	—
	What season is it?	It's spring.	Unit 2	Unit 1
	Would you like to join the egg hunt?	Yes, I would/ No, I wouldn't	Unit 8	—
1	(Point to Kate) Who's she.	She's Wilf and Wilma's cousin.	Unit 9	—
	(Point to the woman handing Mum a bag) Who's she?	She's Kate's mum.	Unit 9	—
2~3	(Point to the cake) How do you think it tastes?	Sweet and delicious.	—	Unit 2
	What does Kate have?	She has an egg.	Unit 1	—
	It's Easter. Do you know when Easter is?	It's in April.	Unit 2	Unit 1
4~5	(Point to Wilf) What does he want to do?	He wants to eat the cake.	Unit 1	Unit 3~6
	Do you have cake for dessert?	Yes, sometimes.	Unit 4	—
	What is Wilma's idea?	(Students guess)	—	—
6~7	Where are Wilma and Dad?	In the park.	Unit 7	Unit 4
	Do you have a park in your town?	Yes, we do.	Unit 7	Unit 4
	What does Wilma want to do?	She wants to hide some eggs.	Unit 1	Unit 3, 6
	Where will she hide the eggs?	Under the flower, in the tree, etc.	Unit 7	—
8~9	Where did she hide the eggs?	In the trees and flowers.	Unit 7	Unit 5
	(Point to the woman talking to Dad) What's she doing?	She's walking her dog.	—	—
	Do you have a dog?	Yes, I do.	Unit 1	—
	When do you walk your dog?	After school.	Unit 4	—
10~11	(Point to the squirrels) What do they have?	They have the eggs.	Unit 1	—
	What does Mum have?	A basket.	Unit 1	—
12~13	Can Kate find the eggs?	No, she can't.	Unit 5	Unit 1
	How many squirrels can you see?	I can see 4 squirrels.	Unit 5	Unit 1
	What do they have?	The eggs.	Unit 1	—
14~15	Where are the eggs?	In the tree.	Unit 7	—
	Are the eggs big or little?	(They're) little.	Unit 9	Unit 7
16	What do the children have?	They have eggs.	Unit 1	—
	Are the eggs big or little?	(They're) big.	Unit 9	Unit 7
	Would you like to try a chocolate Easter egg?	Yes, I would.	Unit 8	—



Stage 3 [Stories]




We can do it
with ORT!



By the Stream

ロビンソン一家は小川へピクニックに出かけました。WilfとWilmaも一緒に。子供たちは「プーの枝流し(橋の上から上流に向かって枝を投げ、橋の下を1番早く通過した枝が勝ちというゲーム)」をしていましたが、それをよく見ようとしたKipperは橋の上からティディベアを落としてしまいます。みんなが一懸命ティディを助けようとしますがなかなか取れません。ついにDadが川に落ちてしまいました。でも、Dadは無事ティディを助けて川から顔を出しました。頭にはカエルがのっています。そしてこう言いました。「Dadは、frogman(ダイバーの意味)だよ」



Pg.	Questions	Possible answers	We Can 1	We Can 2
Cover	Who can you see?	I can see Wilma, Chip, Wilf, Kipper and Biff.	Unit 5	Unit 1
	Where are they?	They are by the stream.	Unit 7	—
	How does Kipper feel?	He's worried.	Unit 9	Unit 7
	Why?	(Students guess)	—	—
1	What are they doing?	Having a picnic.	—	—
	Did you have a picnic on your last summer vacation?	Yes, I did/ No, I didn't.	—	Unit 5
2~3	Where is Biff?	She's on the bridge.	Unit 7	—
	What does Kipper have?	He has his teddy.	Unit 1	—
	Can you see the glasses?	Yes, under the bridge.	Unit 5, 7	Unit 1
4~5	What is Floppy doing?	He's chasing a rabbit.	—	—
	Can Kipper see the sticks?	No, he can't.	Unit 5	Unit 1
	Why not?	He's small.	Unit 9	Unit 7
6~7	What are Wilf, Wilma and Chip looking at?	The sticks.	—	—
	How does Kipper feel?	He's worried.	Unit 9	Unit 7
	Why?	He dropped teddy.	—	Unit 5
8~9	Where is Teddy?	In the stream.	Unit 7	—
	Can Biff get Teddy?	No, she can't.	Unit 5	Unit 1
	What is Floppy looking for?	The rabbit.	—	—
10~11	Where is Teddy?	In the stream.	Unit 7	—
	Can Mum get Teddy?	No, she can't.	Unit 5	Unit 1
	How does Kipper feel?	He's very worried.	Unit 9	Unit 7
	Where is the rabbit?	I don't know.	—	—
12~13	Where is Teddy?	In the stream.	Unit 7	—
	Can Dad get Teddy?	No, he can't.	Unit 5	Unit 1
	How does Kipper feel?	He's very, very worried.	Unit 9	Unit 7
	(Point to the bush Chip is holding) Is it safe?	(Students guess)	Unit 9	Unit 7
14~15	Where is Dad?	In the stream.	Unit 7	—
	Where is the rabbit?	Behind the bush.	Unit 7	—
16	Is Teddy okay?	Yes, he is.	—	—
	What is on Dad's head?	A frog.	Unit 7	—
	How does Kipper feel?	He's happy.	Unit 9	Unit 7

