

Stage 1 [First Words]

ISBN : 9780198480433



Let's try ORT!



Oxford Reading Tree Reading Guides

Expand Elementary School English With The Oxford Reading Tree

Help students understand and use important language from the National Curriculum with Oxford Reading Tree

Reading stories from Oxford Reading Tree will enhance your students' enjoyment of English and help them to experience the language they have been taught in the Course of Study for English and Foreign Language Activities in different and meaningful contexts.


How to Use the Guide

Each guide contains a summary and page-by-page comprehension questions for an Oxford Reading Tree story. The questions have been carefully designed to help students recognize, understand, and use the language from their English and Foreign Language Activities lessons.

Choose a story and read it aloud to your students, using your voice and gestures to enhance the meaning and interest of the story. As you read, stop to ask your students the questions in the guide. This encourages them to try out the language they have been taught in an authentic way and builds their confidence speaking.

Notes in each guide identify the unit and language (as example answers) in *Let's Try* or *We Can* that the question aims to elicit.

Meet the Robinson Family





Correlation Chart

Themes/ phrases	Let's Try	ORT
Feelings	Unit 2	<i>Floppy, Floppy</i> [P.1, P.4~5, P.6~7, P.8] <i>Six in a Bed</i> cover <i>Who Is It?</i> [P.8] <i>Fun at the Beach</i> [P.1, P.4~5] <i>The Pancake</i> [P.2~3, P.4~5, P.6~7]
Gestures	Unit 2	<i>Floppy, Floppy</i> [P.2~3] <i>A Good Trick</i> cover, [P.2~3, P.6~7] <i>Fun at the Beach</i> [P.8] <i>The Pancake</i> [P.1, P.8]
Numbers and counting	Unit 3	<i>Floppy, Floppy</i> [P.1, P.2~3] <i>Six in a Bed</i> [P.1, P.2~3, P.4~5, P.6~7, P.8] <i>Who is It?</i> cover <i>Fun at the Beach</i> [P.8] <i>The Pancake</i> [P.2~3, P.8]
Colours	Unit 4	<i>Floppy, Floppy</i> [P.1, P.6~7] <i>A Good Trick</i> cover, [P.1, P.2~3, P.4~5, P.6~7] <i>Who is It?</i> [P.2~3, P.4~5] <i>Fun at the Beach</i> cover, [P.6~7, P.8] <i>The Pancake</i> [P.8]
Likes and dislikes	Unit 5	<i>Floppy, Floppy</i> [P.2~3] <i>A Good Trick</i> cover, [P.8] <i>Six in a Bed</i> [P.1, P.2~3, P.4~5, P.6~7] <i>Who is It?</i> [P.1] <i>Fun at the Beach</i> [P.1, P.6~7] <i>The Pancake</i> [P.4~5]
The alphabet	Unit 6	<i>Floppy, Floppy</i> cover <i>A Good Trick</i> [P.1] <i>Six in a Bed</i> [P.1] <i>Who is It?</i> [P.2~3, P.4~5, P.6~7] <i>Fun at the Beach</i> [P.2~3, P.4~5, P.6~7] <i>The Pancake</i> cover, [P.2~3]
What do you want?	Unit 7	<i>Floppy, Floppy</i> [P.2~3] <i>The Pancake</i> cover
What's this?	Unit 8	<i>Floppy, Floppy</i> [P.2~3, P.4~5, P.6~7] <i>A Good Trick</i> [P.1, P.2~3, P.4~5, P.6~7] <i>Six in a Bed</i> [P.1, P.2~3, P.4~5] <i>Who is It?</i> Cover, [P.1, P.2~3, P.4~5] <i>Fun at the Beach</i> [P.1] <i>The Pancake</i> cover, [P.1, P.4~5, P.6~7, P.8]
Describing things (I see something...)	Unit 9	<i>Floppy, Floppy</i> [P.8] <i>A Good Trick</i> [P.4~5, P.6~7, P.8] <i>Who is It?</i> [P.8] <i>Fun at the Beach</i> [P.2~3, P.4~5] <i>The Pancake</i> [P.1]



Stage 1 [First Words]




Let's try ORT!



Floppy, Floppy

The Robinson Family are trying to have a picnic in the garden but their pet dog Floppy is causing mischief! He knocks over a tray of drinks, tries to eat the food, digs a hole in the garden, and chases a cat across the picnic area. In the end, he is so tired he falls asleep. The family joke that Floppy has gone floppy.




Pg.	Questions	Possible answers	Let's Try 1
Cover	(Point to Floppy) Who's he?	Floppy.	—
	What's the first letter in Floppy?	F.	Unit 6
1	How does Kipper feel?	Happy.	Unit 2
	How does Biff feel?	Shocked/ Surprised.	Unit 2
	What colour is Floppy?	Yellow.	Unit 4
	How many cups?	4.	Unit 3
2~3	(Point to biscuit) What's this?	A biscuit.	Unit 8
	What does Floppy want?	A biscuit.	Unit 7
	(Mime Chip's gesture) What is Chip saying?	Stop/ No!	Unit 2
	How many apples?	2.	Unit 3
	(Point to food) What food do you like?	I like (grapes).	Unit 5
4~5	(Point to sandwich) What's this?	A sandwich.	Unit 8
	(Point to bone) What's this?	A bone.	Unit 8
	How does Kipper feel?	Hungry.	Unit 2
6~7	What's this?	A cat.	Unit 8
	How does Biff feel?	Scared.	Unit 2
	How does Kipper feel?	Happy.	Unit 2
	What colour is Floppy's collar?	Red.	Unit 4
8	How does Floppy feel?	Tired.	Unit 2
	How do Biff, Chip, Dad and Kipper feel?	Happy.	Unit 2
	I see something long and yellow.	Floppy!	Unit 9
	I see something red and square.	The mat!	Unit 9
	I see something small and green.	Biff's ribbon!	Unit 9





A Good Trick

Biff and Chip are holding a magic show in their living room for Mum, Dad, Wilf and Floppy. They have a “good trick” to show. Underneath a rug, a sheet and a big box, Kipper is hiding in a little box.




Pg.	Questions	Possible answers	Let's Try 1
Cover	(Point to Chip) Who's he?	Chip.	—
	(Point to Biff) Who's she?	Biff.	—
	What colour is Chip's hat?	Black.	Unit 4
	What colour is Biff's hat?	Purple.	Unit 4
	(Mime Biff and Chip's gesture) What are Biff and Chip saying?	Thank you!	Unit 2
	Do you like magic?	Yes!	Unit 5
1	(Point to rug) What's this?	A rug.	Unit 8
	What's the first letter in rug?	R	Unit 6
	What colour is it?	Orange and red.	Unit 4
	(Point to Floppy) Who's he?	Floppy.	—
2~3	(Point to sheet) What's this?	A sheet.	Unit 8
	What colour is it?	White.	Unit 4
	(Mime Chip's gesture) What is Chip saying?	Look at this!	Unit 2
4~5	(Point to box) What's this?	A box.	Unit 8
	What colour is it?	Brown.	Unit 4
	Is it a little box?	No, it's big.	Unit 9
6~7	(Point to box) What's this?	A box.	Unit 8
	What colour is it?	Brown.	Unit 4
	Is it a big box?	No, it's little.	Unit 9
	(Mime Biff's gesture) What is Biff saying?	Look at this!	Unit 2
8	Who's he?	Kipper!	—
	Do you like Kipper?	Yes!	Unit 5
	I see something brown and square.	The box!	Unit 9
	I see something small and blue.	Chip's bow tie!	Unit 9
	I see something round and gold.	Biff's earring!	Unit 9





Six in a bed

Mum and Dad are enjoying lying in bed reading in the morning. Kipper comes along with his picture book and gets into bed with them. Chip, then Biff get into the bed as well. They are all reading Kipper's book. Finally, Floppy jumps on the bed and it collapses. There are too many people (and a dog!) in the bed.



Pg.	Questions	Possible answers	Let's Try 1
Cover	Who's he?	Dad.	—
	Who's she?	Mum.	—
	How does Dad feel?	Sleepy.	Unit 2
1	How many people in the bed?	2.	Unit 3
	What's the first letter in Mum?	M	Unit 6
	(Point to Kipper) Who's he?	Kipper.	—
	(Point to Kipper's book) What's this?	A book.	Unit 8
	Do you like books?	Yes/ No.	Unit 5
2~3	How many people in the bed?	3.	Unit 3
	(Point to Chip) Who's he?	Chip.	—
	(Point to Chip's cat) What's this?	A cat.	Unit 8
	Do you like cats?	Yes/ No.	Unit 5
4~5	How many people in the bed?	4.	Unit 3
	(Point to Biff) Who's she?	Biff.	—
	(Point to Biff's bear) What's this?	A bear.	Unit 8
	Do you like bears?	Yes/ No.	Unit 5
6~7	How many people in the bed?	5.	Unit 3
	(Point to Floppy) Who's he?	Floppy.	—
	Do you like dogs?	Yes/ No.	Unit 5
	Do you like dogs in the bed?	No!	Unit 5
8	How many people in the bed?	5 (and 1 dog!).	Unit 3



Stage 1 [First Words]




Let's try ORT!



Who Is It?

The Robinson family are camping with their friends Wilf and Wilma. In the evening, they have fun by making shadows on the wall of the tent. Dad makes an outfit using sleeping bags, a rubber ring, a snorkel, and other things. His shadow looks like a spaceman.




Pg.	Questions	Possible answers	Let's Try 1
Cover	How many children?	3.	Unit 3
	(Point to the shadow) Who is it?	Floppy.	—
	(Point to the ball) What's this?	A ball.	Unit 8
1	(Point to the tent) What's this?	A tent.	Unit 8
	Do you like camping?	Yes/ No.	Unit 5
	(Point to lamp) What's this?	A lamp.	Unit 8
	(Point to shadow) What's this?	A shadow.	Unit 8
2~3	(Point to shadows) Who is it?	Biff and Chip?	—
	What's the first letter in Biff?	B	Unit 6
	What's the first letter in Chip?	C	Unit 6
	(Point to Chip's hands) What's this?	A fox.	Unit 8
	(Point to Dad's rubber ring) What's this?	A rubber ring.	Unit 8
	What colour is it?	Blue.	Unit 4
4~5	(Point to shadows) Who is it?	Mum and Kipper.	—
	What's the first letter in Mum?	M	Unit 6
	What's the first letter in Kipper?	K	Unit 6
	(Point to the fly) What's this?	A fly.	Unit 8
	(Point to Dad's sleeping bag) What's this?	A sleeping bag.	Unit 8
	What colour is it?	Blue.	Unit 4
6~7	(Point to shadows) Who is it?	Floppy and a spaceman.	—
	What's the first letter in Floppy?	F	Unit 6
	What's the first letter in spaceman?	S	Unit 6
	(Point to spaceman) Who is it really?	Student's guess.	—
8	(Point to spaceman) Who is it really?	Dad.	—
	How does everyone feel?	Happy.	Unit 2
	I see something long, black and red.	A snorkel!	Unit 9
	I see something round, red and white.	A rubber ring!	Unit 9
	I see something long and blue.	A sleeping bag!	Unit 9





Fun at the Beach

The Robinson family are on holiday at the seaside. They are enjoying many of the activities often found at a British seaside resort including taking funny pictures, hall of mirrors, and trampolines. Floppy plays on the beach and gets very dirty.




Pg.	Questions	Possible answers	Let's Try 1
Cover	Who's she/ he?	Biff, Chip, Mum, etc.	—
	(Point to the flags) What colour are they?	Orange and yellow, red and white, green, etc	Unit 4
1	(Point to the beach) What's this?	The beach.	Unit 8
	Do you like the beach?	Yes/ No.	Unit 5
	How does everyone feel?	Happy.	Unit 2
2~3	(Point to Mum) Who's she?	Mum.	—
	(Point to Dad) Who's he?	Dad.	—
	Who is big and round?	Dad.	Unit 9
	What's the first letter in Mum?	M	Unit 6
	What's the first letter in Dad?	D	Unit 6
	I can see something long and yellow.	Floppy's tail.	Unit 9
4~5	Who's he/ she?	Kipper, Biff, etc.	—
	Who is long?	Biff and Dad.	Unit 9
	What's the first letter in Kipper?	K	Unit 6
	How does Chip feel?	Happy.	Unit 2
	How does Floppy feel?	Shocked.	Unit 2
6~7	What colour is Chip's trampoline?	Green.	Unit 4
	What colour is Biff's trampoline?	Yellow.	Unit 4
	Do you like trampolines?	Yes/ No.	Unit 5
	What's the first letter in Chip?	C	Unit 6
8	What colour is Floppy?	Brown.	Unit 4
	(Mime Dad's gesture) What is Dad saying?	Stop!	Unit 2
	How many dogs?	5.	Unit 3





The Pancake

Dad is cooking a pancake. Biff, Chip and Kipper help him by mixing the ingredients and greasing the pan. Dad flips the pancake over. Mum uses the pancake in a parent's "pancake race" at school.



Pg.	Questions	Possible answers	Let's Try 1
Cover	(Point to Dad) Who's he?	Dad.	—
	(Point to the pancake) What's this?	A pancake.	Unit 8
	Do you want a pancake?	Yes/ No.	Unit 7
	What's the first letter in pancake?	P	Unit 6
1	(Point to the frying pan) What's this?	A frying pan.	Unit 8
	I can see something long and brown.	A spoon!	Unit 9
	I can see something round.	A bowl!	Unit 9
	(Mime Biff and Chip's gesture) What are Biff and Chip saying?	Look at this!	Unit 2
2~3	How many eggs?	5.	Unit 3
	What's the first letter in eggs?	E	Unit 6
	How does Kipper feel?	Hungry.	Unit 2
4~5	(Point to the milk) What's this?	Milk.	Unit 8
	Do you like milk?	Yes/ No.	Unit 5
	(Point to the butter) What's this?	Butter.	Unit 8
	Do you like butter?	Yes/ No.	Unit 5
	How does Biff feel?	Hungry.	Unit 2
6~7	(Point to the pancake) What's this?	A pancake.	Unit 8
	How do Floppy, Biff and Kipper feel?	Scared/ worried.	Unit 2
8	What's this?	A race.	Unit 8
	How many pancakes?	3.	Unit 3
	(Mime Dad's gesture) What is Dad saying?	Come on, Mum!	Unit 2
	What colour is Mum's frying pan?	Red.	Unit 4

