



Let's try ORT!

## Oxford Reading Tree Reading Guides

Expand Elementary School English With The Oxford Reading Tree

「学習指導要領における外国語活動・外国語科」で学んだ英語への理解を深め、活用できる子供を育てるオックスフォード・リーディング・ツリー

オックスフォード・リーディング・ツリーは、楽しい英語の読みものを通して「学習指導要領における外国語活動・外国語科」で学んだ英語を異なる場面や意味のある文脈で活用する機会を提供します。


### ガイドの使用方法

ガイドには、各ストーリーのあらすじとページ毎の質問が掲載されています。これらの質問は、ストーリーの内容理解を促し、これまでに外国語活動や外国語の授業で学んだ英語を認識・理解し、使えるよう工夫されています。

ストーリーを一話選び、児童に読み聞かせましょう。このとき、児童が話の内容に興味を抱くことができるよう、ジェスチャーや声の抑揚などをつけながら行います。読んでいる途中で時折中断し、ガイドに掲載されている質問をしましょう。児童はこれらの質問に答えることで、これまでに習った言葉を実際に使う機会が得られ、また英語を話すことに対し少しずつ自信をつけていくことができます。

ガイドには、質問に関連するLet's Try やWe Canのユニット、および回答として活用できる語句を掲載しています。

Meet  
the Robinson  
Family





## Correlation Chart

Themes/ phrases	Let's Try 1	Let's Try 2	ORT
Feelings	Unit 2	—	<i>Hide and Seek</i> [ P.6~7 ] <i>Reds and Blues</i> [ P.4~5 ] <i>Big Feet</i> [ P.1 ] <i>Look at Me</i> cover, [ P.1, P.6~7, P.8 ] <i>Go Away, Floppy</i> cover, [ P.4~5, P.8 ]
Gestures	Unit 2	—	<i>Reds and Blues</i> [ P.4~5 ] <i>Go Away, Floppy</i> cover, [ P.6~7 ]
Numbers and counting	Unit 3	—	<i>Hide and Seek</i> [ P.1 ] <i>Big Feet</i> [ P.1, P.2~3, P.4~5 ] <i>Look at Me</i> [ P.2~3 ]
Colours	Unit 4	Unit 6	<i>Reds and Blues</i> [ P.1, P.2~3, P.6~7, P.8 ] <i>Look at Me</i> [ P.1, P.8 ] <i>Kipper's Diary</i> [ P.8 ]
Likes and dislikes	Unit 5	Unit 3	<i>Hide and Seek</i> cover, [ P.8 ] <i>Reds and Blues</i> cover <i>Big Feet</i> [ P.8 ] <i>Kipper's Diary</i> [ P.1, P.2~3, P.4~5, P.6~7, P.8 ]
The alphabet	Unit 6	Unit 6	<i>Hide and Seek</i> [ P.1 ] <i>Big Feet</i> [ P.2~3, P.4~5, P.6~7 ] <i>Look at Me</i> [ P.6~7 ] <i>Go Away, Floppy</i> [ P.6~7 ]
What do you want?	Unit 7	Unit 7	<i>Look at Me</i> [ P.1 ] <i>Go Away, Floppy</i> [ P.1, P.2~3, P.4~5, P.8 ]
What's this?	Unit 8	—	<i>Big Feet</i> [ P.2~3, P.4~5, P.6~7 ] <i>Look at Me</i> [ P.4~5 ] <i>Kipper's Diary</i> [ P.2~3, P.6~7 ]
Describing things (I see something...)	Unit 9	—	<i>Look at Me</i> [ P.4~5 ]
Weather	—	Unit 2	<i>Hide and Seek</i> [ P.1 ] <i>Reds and Blues</i> cover <i>Big Feet</i> cover <i>Look at Me</i> [ P.2~3 ] <i>Go Away, Floppy</i> [ P.1, P.2~3 ] <i>Kipper's Diary</i> [ P.1, P.2~3, P.4~5, P.6~7 ]
Clothes	—	Unit 2	<i>Reds and Blues</i> [ P.1, P.2~3, P.6~7, P.8 ] <i>Big Feet</i> cover, [ P.1, P.2~3, P.4~5, P.6~7 ]
Days of the week	—	Unit 3	<i>Reds and Blues</i> [ P.8 ] <i>Kipper's Diary</i> [ P.1, P.2~3, P.4~5, P.6~7, P.8 ]
Activities	—	Unit 3~4	<i>Hide and Seek</i> cover, [ P.8 ] <i>Reds and Blues</i> cover <i>Big Feet</i> [ P.8 ] <i>Look at Me</i> [ P.2~3 ]
Do you have ...?	—	Unit 5	<i>Hide and Seek</i> [ P.1, P.2~3 ] <i>Reds and Blues</i> [ P.4~5 ] <i>Look at Me</i> [ P.1 ] <i>Go Away, Floppy</i> cover, [ P.1, P.2~3, P.4~5, P.8 ] <i>Kipper's Diary</i> cover, [ P.2~3 ]
This is my favourite ...	—	Unit 8	<i>Hide and Seek</i> [ P.8 ] <i>Reds and Blues</i> cover






Let's try ORT!

## Hide and Seek

子供たちが庭でかくれんぼをしています。Wilfが手押し車の下に隠れていたChipを見つけました。WilfとChipは物置小屋にいたBiffを発見。Kipperは箱の中に隠れています。木の上にはDadがいました。あっ、枝が折れて、Dadが手押し車の上へ！



Pg.	Questions	Possible answers	Let's Try 1	Let's Try 2
Cover	(Point to Biff) Who's she?	Biff.	—	—
	(Point to Wilf) Who's he?	Wilf.	—	—
	Do you like playing hide and seek?	Yes/ No.	Unit 5	Unit 3, 4
	What's the first letter in hide?	H	Unit 6	Unit 6
1	How's the weather?	It's sunny.	—	Unit 2
	How many children?	4.	Unit 3	—
	Can you see Chip?	Yes, here. (point to Chip)	—	—
	Do you have a wheelbarrow at home?	Yes/ No.	—	Unit 5
2~3	Can you see Biff?	Yes, here. (point to Biff)	—	—
	Do you have a shed in your garden?	Yes/ No.	—	Unit 5
4~5	Can you see Kipper?	Yes, here. (point to Kipper)	—	—
	(Point to the man in the tree) Who's this?	Dad.	—	—
6~7	How does Kipper feel?	Happy.	Unit 2	—
	Is Dad okay?	No!	—	—
8	Where is Dad?	Here. (Point to Dad)	—	—
	Is he okay?	Yes.	—	—
	Do you like climbing trees?	Yes/ No.	Unit 5	Unit 3, 4
	What's your favorite game?	Tag.	—	Unit 3, 4, 8






Let's try ORT!

## Reds and Blues

子供たちが赤チームと青チームに分かれてサッカーをしています。でもそのうちユニフォームが泥だらけになり、チームカラーがわからなくなっていました。



Pg.	Questions	Possible answers	Let's Try 1	Let's Try 2
Cover	What are they playing?	Football/ Soccer.	—	Unit 3, 4
	Do you like football?	Yes/ No.	Unit 5	Unit 3, 4
	How's the weather?	Sunny.	—	Unit 2
	What's your favorite sport?	Dodgeball.	—	Unit 3, 4, 8
1	How many boys?	3.	Unit 3	—
	How many girls?	3.	Unit 3	—
	What colour are their shirts?	Red.	Unit 4	Unit 2, 6
2~3	How many boys?	2.	Unit 3	—
	How many girls?	4.	Unit 3	—
	What colour are their shirts?	Blue.	Unit 4	Unit 2, 6
4~5	Do you have a football?	Yes/ No.	—	Unit 5
	(Point to boy with glasses) What is he saying?	Come on the reds!	Unit 2	—
	How does Biff feel?	Worried/ Scared.	Unit 2	—
6~7	What colour is Wilma's shirt?	Blue/ Brown.	Unit 4	Unit 2, 6
8	What colour is Wilf's shirt?	I don't know! It's muddy.	Unit 4	Unit 2, 6
	What colour is Biff's shirt?	I don't know! It's muddy.	Unit 4	Unit 2, 6
	What day do you play sports?	Wednesday.	—	Unit 3






Let's try ORT!

## Big Feet

雪です。Chipが大きな足跡を見つけました。Biff、Kipper、Mumも一緒になって、誰の足跡かいろいろ想像しています。でも残念！Dadのいたずらだったのです。



Pg.	Questions	Possible answers	Let's Try 1	Let's Try 2
Cover	How's the weather?	Snowy.	—	Unit 2
	What do you wear when it's snowy?	Coat, hat, scarf, gloves, etc	—	Unit 2
1	(Point to Chip) Who's he?	Chip.	—	—
	What's he wearing?	A hat, coat and scarf.	—	Unit 2
	How many footprints?	4.	Unit 3	—
	Can you see Dad?	Yes.	—	—
	How does Dad feel?	Happy.	Unit 2	—
2~3	(Point to Biff) Who's she?	Biff.	—	—
	What's she wearing?	A coat, hat, boots.	—	Unit 2
	How many footprints?	9.	Unit 3	—
	(Point to the monster) What's this?	A monster.	Unit 8	—
	What's the first letter in monster?	m	Unit 6	Unit 6
4~5	(Point to Kipper) Who's he?	Kipper.	—	—
	What's he wearing?	A coat, hat, scarf, boots.	—	Unit 2
	How many footprints?	9.	Unit 3	—
	(Point to the dinosaur) What's this?	A dinosaur.	Unit 8	—
	What's the first letter in dinosaur?	d	Unit 6	Unit 6
6~7	(Point to Mum) Who's she?	Mum.	—	—
	What's she wearing?	A sweater, jeans.	—	Unit 2
	(Point to the giant) What's this?	A giant.	Unit 8	—
	What's the first letter in giant?	g	Unit 6	Unit 6
8	Do you like Dad's joke?	Yes/ No.	Unit 5	Unit 3
	What do you like to do in the snow?	Make a snowman.	—	Unit 3, 4






Let's try ORT!

## Look at Me

MumがChipとFloppyを連れて公園にやってきました。ChipがMumにおもしろいことをして見せようと、自転車で水たまりに突っ込んだところ、泥水がはねてMumにバシャッ！さあ、Mumはどうする！？



Pg.	Questions	Possible answers	Let's Try 1	Let's Try 2
Cover	(Point to Chip) Who's he?	Chip.	—	—
	How does he feel?	Happy.	Unit 2	—
	(Point to Floppy) Who's he?	Floppy.	—	—
	How does he feel?	Excited.	Unit 2	—
1	Look, Chip's riding a bicycle. Do you have a bicycle?	Yes/ No.	—	Unit 5
	Chip's bicycle is red and green. What colour is your bicycle?	Silver/ Pink/ etc	Unit 4	Unit 6
	Do you want to ride Chip's bicycle?	Yes/ No.	Unit 7	Unit 7
	Look at Mum. How does she feel?	Worried.	Unit 2	—
2~3	How's the weather?	Sunny.	—	Unit 2
	Do you ride your bicycle when it's sunny?	Yes/ No.	—	Unit 2, 3, 4
	How many birds can you see?	4.	Unit 3	—
4~5	I see something round.	Wheels!	Unit 9	—
	(Point to puddle) What's this?	A puddle.	Unit 8	—
	What will happen next?	Students think.	—	—
6~7	How does Mum feel?	Shocked.	Unit 2	—
	Where is Floppy?	Here (he's running away).	—	—
	What's the first letter in Mum?	M	Unit 6	Unit 6
8	What colour are Mum's clothes?	Brown (she's muddy).	Unit 4	Unit 6
	How does Chip feel?	Sorry.	Unit 2	—






Let's try ORT!

## Go Away, Floppy

Floppyが遊ぶとやってきましたが、家族みんな手がふさがっています。がっかりしたFloppyはどこかへ行ってしまいました。かわいそうになったみんなは、Floppyのお気に入りのおもちゃで遊ぶと呼びかけます。



Pg.	Questions	Possible answers	Let's Try 1	Let's Try 2
Cover	Who's he?	Floppy.	—	—
	What does he have?	A ball.	—	Unit 5
	How does he feel?	Sad.	Unit 2	—
	(Mime gesture) What are they saying?	Go away.	Unit 2	—
1	What does Floppy want to do?	Play.	Unit 7	Unit 7
	What does Kipper have?	Crayons.	—	Unit 5
	What does he want to do?	Draw.	Unit 7	Unit 7
	Do you draw when it's sunny?	No.	—	Unit 2
	Do you draw when it's rainy?	Yes.	—	Unit 2
2~3	What do Wilma and Chip have?	A jump rope.	—	Unit 5
	What do they want to do?	Jump rope.	Unit 7	Unit 7
	Do you jump rope when it's rainy?	No.	—	Unit 2
	Do you jump rope when it's sunny?	Yes.	—	Unit 2
4~5	What do Mum and Dad have?	Paint brushes.	—	Unit 5
	What do they want to do?	Paint.	Unit 7	Unit 7
	How does Floppy feel?	Sad.	Unit 2	—
6~7	Where is Floppy going?	Students guess.	—	—
	(Mime Biff's gesture) What is Biff saying?	Come back.	Unit 2	—
	What's the first letter in Floppy?	F	Unit 6	Unit 6
8	What does Chip have?	A bone.	—	Unit 5
	What does Kipper have?	A rabbit.	—	Unit 5
	What does Biff have?	A toy.	—	Unit 5
	What does everyone want to do?	Play with Floppy.	Unit 7	Unit 7
	How does Floppy feel?	Happy.	Unit 2	—






Let's try ORT!

## Kipper's Diary

Kipperが絵日記を書きました。Kipperは今週どこへ行き、どんなお天気で、何をしましたでしょうか。



Pg.	Questions	Possible answers	Let's Try 1	Let's Try 2
Cover	Who's he?	Kipper.	—	—
	What does he have?	A green crayon.	—	Unit 5
1	What day is it?	Monday.	—	Unit 3
	Do you like Mondays?	Yes/ No.	Unit 5	Unit 3
	How's the weather?	Rainy.	—	Unit 2
	Where did Kipper go?	To the park.	—	—
2~3	What day is it?	Tuesday.	—	Unit 3
	Do you like Tuesdays?	Yes/ No.	Unit 5	Unit 3
	How's the weather?	Windy.	—	Unit 2
	Where did Kipper go?	To the shops.	—	—
	What does Kipper have?	Teddy.	—	Unit 5
	(Point to animals) What's this?	A mouse, a fish, etc.	Unit 8	—
4~5	What day is it?	Wednesday.	—	Unit 3
	Do you like Wednesdays?	Yes/ No.	Unit 5	Unit 3
	How's the weather?	Sunny.	—	Unit 2
	Where did Kipper go?	To the pool.	—	—
	Do you like swimming?	Yes/ No.	Unit 5	Unit 3
6~7	What day is it?	Thursday.	—	Unit 3
	Do you like Thursdays?	Yes/ No.	Unit 5	Unit 3
	How's the weather?	Hot.	—	Unit 2
	Where did Kipper go?	To the park.	—	—
	(Point to football) What's this?	A football.	Unit 8	—
	Do you like football?	Yes/ No.	Unit 5	Unit 3
8	What day is it?	Friday.	—	Unit 3
	Do you like Fridays?	Yes/ No.	Unit 5	Unit 3
	Where did Kipper go?	To the fun fair.	—	—
	Look, Kipper is riding in a car. What colour is his car?	Blue.	Unit 4	Unit 6
	Do you like riding in cars?	Yes/ No.	Unit 5	Unit 3
	What else do you like to do at the fun fair?	Ride the rollercoaster/ Eat ice-cream/ etc	Unit 5	Unit 3

