



Let's try ORT!

Oxford Reading Tree Reading Guides

Expand Elementary School English With The Oxford Reading Tree

Help students understand and use important language from the National Curriculum with Oxford Reading Tree

Reading stories from Oxford Reading Tree will enhance your students' enjoyment of English and help them to experience the language they have been taught in the Course of Study for English and Foreign Language Activities in different and meaningful contexts.


How to Use the Guide

Each guide contains a summary and page-by-page comprehension questions for an Oxford Reading Tree story. The questions have been carefully designed to help students recognize, understand, and use the language from their English and Foreign Language Activities lessons.

Choose a story and read it aloud to your students, using your voice and gestures to enhance the meaning and interest of the story. As you read, stop to ask your students the questions in the guide. This encourages them to try out the language they have been taught in an authentic way and builds their confidence speaking.

Notes in each guide identify the unit and language (as example answers) in *Let's Try* or *We Can* that the question aims to elicit.

Meet the Robinson Family





Correlation Chart

Themes/ phrases	Let's Try 1	Let's Try 2	ORT
Feelings	Unit 2	—	<i>Hide and Seek</i> [P.6~7] <i>Reds and Blues</i> [P.4~5] <i>Big Feet</i> [P.1] <i>Look at Me</i> cover, [P.1, P.6~7, P.8] <i>Go Away, Floppy</i> cover, [P.4~5, P.8]
Gestures	Unit 2	—	<i>Reds and Blues</i> [P.4~5] <i>Go Away, Floppy</i> cover, [P.6~7]
Numbers and counting	Unit 3	—	<i>Hide and Seek</i> [P.1] <i>Big Feet</i> [P.1, P.2~3, P.4~5] <i>Look at Me</i> [P.2~3]
Colours	Unit 4	Unit 6	<i>Reds and Blues</i> [P.1, P.2~3, P.6~7, P.8] <i>Look at Me</i> [P.1, P.8] <i>Kipper's Diary</i> [P.8]
Likes and dislikes	Unit 5	Unit 3	<i>Hide and Seek</i> cover, [P.8] <i>Reds and Blues</i> cover <i>Big Feet</i> [P.8] <i>Kipper's Diary</i> [P.1, P.2~3, P.4~5, P.6~7, P.8]
The alphabet	Unit 6	Unit 6	<i>Hide and Seek</i> [P.1] <i>Big Feet</i> [P.2~3, P.4~5, P.6~7] <i>Look at Me</i> [P.6~7] <i>Go Away, Floppy</i> [P.6~7]
What do you want?	Unit 7	Unit 7	<i>Look at Me</i> [P.1] <i>Go Away, Floppy</i> [P.1, P.2~3, P.4~5, P.8]
What's this?	Unit 8	—	<i>Big Feet</i> [P.2~3, P.4~5, P.6~7] <i>Look at Me</i> [P.4~5] <i>Kipper's Diary</i> [P.2~3, P.6~7]
Describing things (I see something...)	Unit 9	—	<i>Look at Me</i> [P.4~5]
Weather	—	Unit 2	<i>Hide and Seek</i> [P.1] <i>Reds and Blues</i> cover <i>Big Feet</i> cover <i>Look at Me</i> [P.2~3] <i>Go Away, Floppy</i> [P.1, P.2~3] <i>Kipper's Diary</i> [P.1, P.2~3, P.4~5, P.6~7]
Clothes	—	Unit 2	<i>Reds and Blues</i> [P.1, P.2~3, P.6~7, P.8] <i>Big Feet</i> cover, [P.1, P.2~3, P.4~5, P.6~7]
Days of the week	—	Unit 3	<i>Reds and Blues</i> [P.8] <i>Kipper's Diary</i> [P.1, P.2~3, P.4~5, P.6~7, P.8]
Activities	—	Unit 3~4	<i>Hide and Seek</i> cover, [P.8] <i>Reds and Blues</i> cover <i>Big Feet</i> [P.8] <i>Look at Me</i> [P.2~3]
Do you have ...?	—	Unit 5	<i>Hide and Seek</i> [P.1, P.2~3] <i>Reds and Blues</i> [P.4~5] <i>Look at Me</i> [P.1] <i>Go Away, Floppy</i> cover, [P.1, P.2~3, P.4~5, P.8] <i>Kipper's Diary</i> cover, [P.2~3]
This is my favourite ...	—	Unit 8	<i>Hide and Seek</i> [P.8] <i>Reds and Blues</i> cover






Let's try ORT!

Hide and Seek

The children are playing hide and seek in the garden. Wilf finds Chip hiding under a wheelbarrow. Wilf and Chip then find Biff hiding in the garden shed. Kipper is hiding in a box. Dad is hiding in the tree. A branch snaps, and he falls into the wheelbarrow.



Pg.	Questions	Possible answers	Let's Try 1	Let's Try 2
Cover	(Point to Biff) Who's she?	Biff.	—	—
	(Point to Wilf) Who's he?	Wilf.	—	—
	Do you like playing hide and seek?	Yes/ No.	Unit 5	Unit 3, 4
	What's the first letter in hide?	H	Unit 6	Unit 6
1	How's the weather?	It's sunny.	—	Unit 2
	How many children?	4.	Unit 3	—
	Can you see Chip?	Yes, here. (point to Chip)	—	—
	Do you have a wheelbarrow at home?	Yes/ No.	—	Unit 5
2~3	Can you see Biff?	Yes, here. (point to Biff)	—	—
	Do you have a shed in your garden?	Yes/ No.	—	Unit 5
4~5	Can you see Kipper?	Yes, here. (point to Kipper)	—	—
	(Point to the man in the tree) Who's this?	Dad.	—	—
6~7	How does Kipper feel?	Happy.	Unit 2	—
	Is Dad okay?	No!	—	—
8	Where is Dad?	Here. (Point to Dad)	—	—
	Is he okay?	Yes.	—	—
	Do you like climbing trees?	Yes/ No.	Unit 5	Unit 3, 4
	What's your favorite game?	Tag.	—	Unit 3, 4, 8






Let's try ORT!

Reds and Blues

The children are playing football. There is a red team and a blue team. As they play, they get more and more muddy until you can't see the colour of their shirts.



Pg.	Questions	Possible answers	Let's Try 1	Let's Try 2
Cover	What are they playing?	Football/ Soccer.	—	Unit 3, 4
	Do you like football?	Yes/ No.	Unit 5	Unit 3, 4
	How's the weather?	Sunny.	—	Unit 2
	What's your favorite sport?	Dodgeball.	—	Unit 3, 4, 8
1	How many boys?	3.	Unit 3	—
	How many girls?	3.	Unit 3	—
	What colour are their shirts?	Red.	Unit 4	Unit 2, 6
2~3	How many boys?	2.	Unit 3	—
	How many girls?	4.	Unit 3	—
	What colour are their shirts?	Blue.	Unit 4	Unit 2, 6
4~5	Do you have a football?	Yes/ No.	—	Unit 5
	(Point to boy with glasses) What is he saying?	Come on the reds!	Unit 2	—
	How does Biff feel?	Worried/ Scared.	Unit 2	—
6~7	What colour is Wilma's shirt?	Blue/ Brown.	Unit 4	Unit 2, 6
8	What colour is Wilf's shirt?	I don't know! It's muddy.	Unit 4	Unit 2, 6
	What colour is Biff's shirt?	I don't know! It's muddy.	Unit 4	Unit 2, 6
	What day do you play sports?	Wednesday.	—	Unit 3






Let's try ORT!

Big Feet

It's snowy. Chip finds big footprints in the snow. He calls Biff, Kipper and Mum. They all imagine different things that made the footprints. In the end, it was just Dad playing a trick.




Pg.	Questions	Possible answers	Let's Try 1	Let's Try 2
Cover	How's the weather?	Snowy.	—	Unit 2
	What do you wear when it's snowy?	Coat, hat, scarf, gloves, etc	—	Unit 2
1	(Point to Chip) Who's he?	Chip.	—	—
	What's he wearing?	A hat, coat and scarf.	—	Unit 2
	How many footprints?	4.	Unit 3	—
	Can you see Dad?	Yes.	—	—
	How does Dad feel?	Happy.	Unit 2	—
2~3	(Point to Biff) Who's she?	Biff.	—	—
	What's she wearing?	A coat, hat, boots.	—	Unit 2
	How many footprints?	9.	Unit 3	—
	(Point to the monster) What's this?	A monster.	Unit 8	—
	What's the first letter in monster?	m	Unit 6	Unit 6
4~5	(Point to Kipper) Who's he?	Kipper.	—	—
	What's he wearing?	A coat, hat, scarf, boots.	—	Unit 2
	How many footprints?	9.	Unit 3	—
	(Point to the dinosaur) What's this?	A dinosaur.	Unit 8	—
	What's the first letter in dinosaur?	d	Unit 6	Unit 6
6~7	(Point to Mum) Who's she?	Mum.	—	—
	What's she wearing?	A sweater, jeans.	—	Unit 2
	(Point to the giant) What's this?	A giant.	Unit 8	—
	What's the first letter in giant?	g	Unit 6	Unit 6
8	Do you like Dad's joke?	Yes/ No.	Unit 5	Unit 3
	What do you like to do in the snow?	Make a snowman.	—	Unit 3, 4





Look at Me

Mum takes Chip and Floppy to the park. Chip has his bike. He wants Mum to watch him doing tricks. Chip rides through a puddle and splashes Mum with muddy water. She is not happy!



Pg.	Questions	Possible answers	Let's Try 1	Let's Try 2
Cover	(Point to Chip) Who's he?	Chip.	—	—
	How does he feel?	Happy.	Unit 2	—
	(Point to Floppy) Who's he?	Floppy.	—	—
	How does he feel?	Excited.	Unit 2	—
1	Look, Chip's riding a bicycle. Do you have a bicycle?	Yes/ No.	—	Unit 5
	Chip's bicycle is red and green. What colour is your bicycle?	Silver/ Pink/ etc	Unit 4	Unit 6
	Do you want to ride Chip's bicycle?	Yes/ No.	Unit 7	Unit 7
	Look at Mum. How does she feel?	Worried.	Unit 2	—
2~3	How's the weather?	Sunny.	—	Unit 2
	Do you ride your bicycle when it's sunny?	Yes/ No.	—	Unit 2, 3, 4
	How many birds can you see?	4.	Unit 3	—
4~5	I see something round.	Wheels!	Unit 9	—
	(Point to puddle) What's this?	A puddle.	Unit 8	—
	What will happen next?	Students think.	—	—
6~7	How does Mum feel?	Shocked.	Unit 2	—
	Where is Floppy?	Here (he's running away).	—	—
	What's the first letter in Mum?	M	Unit 6	Unit 6
8	What colour are Mum's clothes?	Brown (she's muddy).	Unit 4	Unit 6
	How does Chip feel?	Sorry.	Unit 2	—






Let's try ORT!

Go Away, Floppy

Floppy wants to play, but everyone is busy. He walks away, but the family feels bad, now they want to play and they have his favorite toys.



Pg.	Questions	Possible answers	Let's Try 1	Let's Try 2
Cover	Who's he?	Floppy.	—	—
	What does he have?	A ball.	—	Unit 5
	How does he feel?	Sad.	Unit 2	—
	(Mime gesture) What are they saying?	Go away.	Unit 2	—
1	What does Floppy want to do?	Play.	Unit 7	Unit 7
	What does Kipper have?	Crayons.	—	Unit 5
	What does he want to do?	Draw.	Unit 7	Unit 7
	Do you draw when it's sunny?	No.	—	Unit 2
	Do you draw when it's rainy?	Yes.	—	Unit 2
2~3	What do Wilma and Chip have?	A jump rope.	—	Unit 5
	What do they want to do?	Jump rope.	Unit 7	Unit 7
	Do you jump rope when it's rainy?	No.	—	Unit 2
	Do you jump rope when it's sunny?	Yes.	—	Unit 2
4~5	What do Mum and Dad have?	Paint brushes.	—	Unit 5
	What do they want to do?	Paint.	Unit 7	Unit 7
	How does Floppy feel?	Sad.	Unit 2	—
6~7	Where is Floppy going?	Students guess.	—	—
	(Mime Biff's gesture) What is Biff saying?	Come back.	Unit 2	—
	What's the first letter in Floppy?	F	Unit 6	Unit 6
8	What does Chip have?	A bone.	—	Unit 5
	What does Kipper have?	A rabbit.	—	Unit 5
	What does Biff have?	A toy.	—	Unit 5
	What does everyone want to do?	Play with Floppy.	Unit 7	Unit 7
	How does Floppy feel?	Happy.	Unit 2	—






Let's try ORT!

Kipper's Diary

Kipper wrote a diary with his own illustrations. Where did Kipper go each day of the week, how was the weather, and what did he do?



Pg.	Questions	Possible answers	Let's Try 1	Let's Try 2
Cover	Who's he?	Kipper.	—	—
	What does he have?	A green crayon.	—	Unit 5
1	What day is it?	Monday.	—	Unit 3
	Do you like Mondays?	Yes/ No.	Unit 5	Unit 3
	How's the weather?	Rainy.	—	Unit 2
	Where did Kipper go?	To the park.	—	—
2~3	What day is it?	Tuesday.	—	Unit 3
	Do you like Tuesdays?	Yes/ No.	Unit 5	Unit 3
	How's the weather?	Windy.	—	Unit 2
	Where did Kipper go?	To the shops.	—	—
	What does Kipper have?	Teddy.	—	Unit 5
	(Point to animals) What's this?	A mouse, a fish, etc.	Unit 8	—
4~5	What day is it?	Wednesday.	—	Unit 3
	Do you like Wednesdays?	Yes/ No.	Unit 5	Unit 3
	How's the weather?	Sunny.	—	Unit 2
	Where did Kipper go?	To the pool.	—	—
	Do you like swimming?	Yes/ No.	Unit 5	Unit 3
6~7	What day is it?	Thursday.	—	Unit 3
	Do you like Thursdays?	Yes/ No.	Unit 5	Unit 3
	How's the weather?	Hot.	—	Unit 2
	Where did Kipper go?	To the park.	—	—
	(Point to football) What's this?	A football.	Unit 8	—
	Do you like football?	Yes/ No.	Unit 5	Unit 3
8	What day is it?	Friday.	—	Unit 3
	Do you like Fridays?	Yes/ No.	Unit 5	Unit 3
	Where did Kipper go?	To the fun fair.	—	—
	Look, Kipper is riding in a car. What colour is his car?	Blue.	Unit 4	Unit 6
	Do you like riding in cars?	Yes/ No.	Unit 5	Unit 3
	What else do you like to do at the fun fair?	Ride the rollercoaster/ Eat ice-cream/ etc	Unit 5	Unit 3

