

Stage 1 [First Words]

ISBN : 9780198480433



Let's try ORT!



Oxford Reading Tree Reading Guides

Expand Elementary School English With The Oxford Reading Tree

「学習指導要領における外国語活動・外国語科」で学んだ英語への理解を深め、活用できる子供を育てるオックスフォード・リーディング・ツリー

オックスフォード・リーディング・ツリーは、楽しい英語の読みものを通して「学習指導要領における外国語活動・外国語科」で学んだ英語を異なる場面や意味のある文脈で活用する機会を提供します。


ガイドの使用方法

ガイドには、各ストーリーのあらすじとページ毎の質問が掲載されています。これらの質問は、ストーリーの内容理解を促し、これまでに外国語活動や外国語の授業で学んだ英語を認識・理解し、使えるよう工夫されています。

ストーリーを一話選び、児童に読み聞かせましょう。このとき、児童が話の内容に興味を抱くことができるよう、ジェスチャーや声の抑揚などをつけながら行います。読んでいる途中で時折中断し、ガイドに掲載されている質問をしましょう。児童はこれらの質問に答えることで、これまでに習った言葉を実際に使う機会が得られ、また英語を話すことに対し少しずつ自信をつけていくことができます。

ガイドには、質問に関連するLet's Try やWe Canのユニット、および回答として活用できる語句を掲載しています。

Meet
the Robinson
Family



Stage 1 [First Words]



Let's try ORT!



Correlation Chart

Themes/ phrases	Let's Try	ORT
Feelings	Unit 2	<i>Floppy, Floppy</i> [P.1, P.4~5, P.6~7, P.8] <i>Six in a Bed</i> cover <i>Who Is It?</i> [P.8] <i>Fun at the Beach</i> [P.1, P.4~5] <i>The Pancake</i> [P.2~3, P.4~5, P.6~7]
Gestures	Unit 2	<i>Floppy, Floppy</i> [P.2~3] <i>A Good Trick</i> cover, [P.2~3, P.6~7] <i>Fun at the Beach</i> [P.8] <i>The Pancake</i> [P.1, P.8]
Numbers and counting	Unit 3	<i>Floppy, Floppy</i> [P.1, P.2~3] <i>Six in a Bed</i> [P.1, P.2~3, P.4~5, P.6~7, P.8] <i>Who is It?</i> cover <i>Fun at the Beach</i> [P.8] <i>The Pancake</i> [P.2~3, P.8]
Colours	Unit 4	<i>Floppy, Floppy</i> [P.1, P.6~7] <i>A Good Trick</i> cover, [P.1, P.2~3, P.4~5, P.6~7] <i>Who is It?</i> [P.2~3, P.4~5] <i>Fun at the Beach</i> cover, [P.6~7, P.8] <i>The Pancake</i> [P.8]
Likes and dislikes	Unit 5	<i>Floppy, Floppy</i> [P.2~3] <i>A Good Trick</i> cover, [P.8] <i>Six in a Bed</i> [P.1, P.2~3, P.4~5, P.6~7] <i>Who is It?</i> [P.1] <i>Fun at the Beach</i> [P.1, P.6~7] <i>The Pancake</i> [P.4~5]
The alphabet	Unit 6	<i>Floppy, Floppy</i> cover <i>A Good Trick</i> [P.1] <i>Six in a Bed</i> [P.1] <i>Who is It?</i> [P.2~3, P.4~5, P.6~7] <i>Fun at the Beach</i> [P.2~3, P.4~5, P.6~7] <i>The Pancake</i> cover, [P.2~3]
What do you want?	Unit 7	<i>Floppy, Floppy</i> [P.2~3] <i>The Pancake</i> cover
What's this?	Unit 8	<i>Floppy, Floppy</i> [P.2~3, P.4~5, P.6~7] <i>A Good Trick</i> [P.1, P.2~3, P.4~5, P.6~7] <i>Six in a Bed</i> [P.1, P.2~3, P.4~5] <i>Who is It?</i> Cover, [P.1, P.2~3, P.4~5] <i>Fun at the Beach</i> [P.1] <i>The Pancake</i> cover, [P.1, P.4~5, P.6~7, P.8]
Describing things (I see something...)	Unit 9	<i>Floppy, Floppy</i> [P.8] <i>A Good Trick</i> [P.4~5, P.6~7, P.8] <i>Who is It?</i> [P.8] <i>Fun at the Beach</i> [P.2~3, P.4~5] <i>The Pancake</i> [P.1]



Stage 1 [First Words]




Let's try ORT!



Floppy, Floppy

ロビンソン一家は庭でピクニックの準備中ですが、飼い犬のFloppyはいたずらばかり！飲み物のトレイをひっくり返したかと思うと、ごちそうを食べようとしたり、庭に穴を掘ったり、ネコを追いかけまわしたり…。最後は疲れ果てて眠ってしまったFloppyを見て、家族は「Floppyがfloppy（くたくた）になっちゃったね」と言って笑いました。



Pg.	Questions	Possible answers	Let's Try 1
Cover	(Point to Floppy) Who's he?	Floppy.	—
	What's the first letter in Floppy?	F.	Unit 6
1	How does Kipper feel?	Happy.	Unit 2
	How does Biff feel?	Shocked/ Surprised.	Unit 2
	What colour is Floppy?	Yellow.	Unit 4
	How many cups?	4.	Unit 3
2~3	(Point to biscuit) What's this?	A biscuit.	Unit 8
	What does Floppy want?	A biscuit.	Unit 7
	(Mime Chip's gesture) What is Chip saying?	Stop/ No!	Unit 2
	How many apples?	2.	Unit 3
	(Point to food) What food do you like?	I like (grapes).	Unit 5
4~5	(Point to sandwich) What's this?	A sandwich.	Unit 8
	(Point to bone) What's this?	A bone.	Unit 8
	How does Kipper feel?	Hungry.	Unit 2
6~7	What's this?	A cat.	Unit 8
	How does Biff feel?	Scared.	Unit 2
	How does Kipper feel?	Happy.	Unit 2
	What colour is Floppy's collar?	Red.	Unit 4
8	How does Floppy feel?	Tired.	Unit 2
	How do Biff, Chip, Dad and Kipper feel?	Happy.	Unit 2
	I see something long and yellow.	Floppy!	Unit 9
	I see something red and square.	The mat!	Unit 9
	I see something small and green.	Biff's ribbon!	Unit 9



Stage 1 [First Words]




Let's try ORT!



A Good Trick

BiffとChipはリビングでマジックショーを開いています。お客さんはMumとDadとWilfとFloppyです。さあ、どんなマジックを見せてくれるのでしょうか。じゅうたんとシーツがかけられた小さな箱の中にはKipperが隠れているのですが…。



Pg.	Questions	Possible answers	Let's Try 1
Cover	(Point to Chip) Who's he?	Chip.	—
	(Point to Biff) Who's she?	Biff.	—
	What colour is Chip's hat?	Black.	Unit 4
	What colour is Biff's hat?	Purple.	Unit 4
	(Mime Biff and Chip's gesture) What are Biff and Chip saying?	Thank you!	Unit 2
	Do you like magic?	Yes!	Unit 5
1	(Point to rug) What's this?	A rug.	Unit 8
	What's the first letter in rug?	R	Unit 6
	What colour is it?	Orange and red.	Unit 4
	(Point to Floppy) Who's he?	Floppy.	—
2~3	(Point to sheet) What's this?	A sheet.	Unit 8
	What colour is it?	White.	Unit 4
	(Mime Chip's gesture) What is Chip saying?	Look at this!	Unit 2
4~5	(Point to box) What's this?	A box.	Unit 8
	What colour is it?	Brown.	Unit 4
	Is it a little box?	No, it's big.	Unit 9
6~7	(Point to box) What's this?	A box.	Unit 8
	What colour is it?	Brown.	Unit 4
	Is it a big box?	No, it's little.	Unit 9
	(Mime Biff's gesture) What is Biff saying?	Look at this!	Unit 2
8	Who's he?	Kipper!	—
	Do you like Kipper?	Yes!	Unit 5
	I see something brown and square.	The box!	Unit 9
	I see something small and blue.	Chip's bow tie!	Unit 9
	I see something round and gold.	Biff's earring!	Unit 9



Stage 1 [First Words]




Let's try ORT!



Six in a bed

朝、MumとDadがベッドの中で読書を楽しんでいます。そこへ、Kipperが絵本を持ってやってきて、ベッドの上に上がりました。続いてChipも、そしてBiffも上がってきて、みんなで絵本を読んでいます。最後にFloppyが飛び乗ると、ついにベッドが壊れました。1つのベッドに6人（そのうち犬1匹!）は多すぎますよね。



Pg.	Questions	Possible answers	Let's Try 1
Cover	Who's he?	Dad.	—
	Who's she?	Mum.	—
	How does Dad feel?	Sleepy.	Unit 2
1	How many people in the bed?	2.	Unit 3
	What's the first letter in Mum?	M	Unit 6
	(Point to Kipper) Who's he?	Kipper.	—
	(Point to Kipper's book) What's this?	A book.	Unit 8
	Do you like books?	Yes/ No.	Unit 5
2~3	How many people in the bed?	3.	Unit 3
	(Point to Chip) Who's he?	Chip.	—
	(Point to Chip's cat) What's this?	A cat.	Unit 8
	Do you like cats?	Yes/ No.	Unit 5
4~5	How many people in the bed?	4.	Unit 3
	(Point to Biff) Who's she?	Biff.	—
	(Point to Biff's bear) What's this?	A bear.	Unit 8
	Do you like bears?	Yes/ No.	Unit 5
6~7	How many people in the bed?	5.	Unit 3
	(Point to Floppy) Who's he?	Floppy.	—
	Do you like dogs?	Yes/ No.	Unit 5
	Do you like dogs in the bed?	No!	Unit 5
8	How many people in the bed?	5 (and 1 dog!).	Unit 3



Stage 1 [First Words]



Let's try ORT!



Who Is It?

ロビンソン一家は友達WilfとWilmaを誘ってキャンプにやってきました。夜はテントに影絵を映し出して遊びます。Dadは寝袋やシュノーケルなどを使って宇宙飛行士の影を作りました。



Pg.	Questions	Possible answers	Let's Try 1
Cover	How many children?	3.	Unit 3
	(Point to the shadow) Who is it?	Floppy.	—
	(Point to the ball) What's this?	A ball.	Unit 8
1	(Point to the tent) What's this?	A tent.	Unit 8
	Do you like camping?	Yes/ No.	Unit 5
	(Point to lamp) What's this?	A lamp.	Unit 8
	(Point to shadow) What's this?	A shadow.	Unit 8
2~3	(Point to shadows) Who is it?	Biff and Chip?	—
	What's the first letter in Biff?	B	Unit 6
	What's the first letter in Chip?	C	Unit 6
	(Point to Chip's hands) What's this?	A fox.	Unit 8
	(Point to Dad's rubber ring) What's this?	A rubber ring.	Unit 8
	What colour is it?	Blue.	Unit 4
4~5	(Point to shadows) Who is it?	Mum and Kipper.	—
	What's the first letter in Mum?	M	Unit 6
	What's the first letter in Kipper?	K	Unit 6
	(Point to the fly) What's this?	A fly.	Unit 8
	(Point to Dad's sleeping bag) What's this?	A sleeping bag.	Unit 8
	What colour is it?	Blue.	Unit 4
6~7	(Point to shadows) Who is it?	Floppy and a spaceman.	—
	What's the first letter in Floppy?	F	Unit 6
	What's the first letter in spaceman?	S	Unit 6
	(Point to spaceman) Who is it really?	Student's guess.	—
8	(Point to spaceman) Who is it really?	Dad.	—
	How does everyone feel?	Happy.	Unit 2
	I see something long, black and red.	A snorkel!	Unit 9
	I see something round, red and white.	A rubber ring!	Unit 9
	I see something long and blue.	A sleeping bag!	Unit 9



Stage 1 [First Words]




Let's try ORT!



Fun at the Beach

海辺のリゾートで休日を楽しむロビンソン一家。海岸沿いには、イギリスのビーチリゾートではおなじみのおかしな写真を撮るアトラクションや、鏡の館、トランポリンなどがあります。Floppyもビーチで大はしゃぎして泥だらけ！



Pg.	Questions	Possible answers	Let's Try 1
Cover	Who's she/ he?	Biff, Chip, Mum, etc.	—
	(Point to the flags) What colour are they?	Orange and yellow, red and white, green, etc	Unit 4
1	(Point to the beach) What's this?	The beach.	Unit 8
	Do you like the beach?	Yes/ No.	Unit 5
	How does everyone feel?	Happy.	Unit 2
2~3	(Point to Mum) Who's she?	Mum.	—
	(Point to Dad) Who's he?	Dad.	—
	Who is big and round?	Dad.	Unit 9
	What's the first letter in Mum?	M	Unit 6
	What's the first letter in Dad?	D	Unit 6
	I can see something long and yellow.	Floppy's tail.	Unit 9
4~5	Who's he/ she?	Kipper, Biff, etc.	—
	Who is long?	Biff and Dad.	Unit 9
	What's the first letter in Kipper?	K	Unit 6
	How does Chip feel?	Happy.	Unit 2
	How does Floppy feel?	Shocked.	Unit 2
6~7	What colour is Chip's trampoline?	Green.	Unit 4
	What colour is Biff's trampoline?	Yellow.	Unit 4
	Do you like trampolines?	Yes/ No.	Unit 5
	What's the first letter in Chip?	C	Unit 6
8	What colour is Floppy?	Brown.	Unit 4
	(Mime Dad's gesture) What is Dad saying?	Stop!	Unit 2
	How many dogs?	5.	Unit 3



Stage 1 [First Words]




Let's try ORT!



The Pancake

Dadがパンケーキを焼いています。Biff、Chip、Kipperも材料を混ぜてお手伝い。Dadがひょいひょいとパンケーキを裏返します。できたパンケーキは、Mumが学校で「パンケーキレース」に使います。



Pg.	Questions	Possible answers	Let's Try 1
Cover	(Point to Dad) Who's he?	Dad.	—
	(Point to the pancake) What's this?	A pancake.	Unit 8
	Do you want a pancake?	Yes/ No.	Unit 7
	What's the first letter in pancake?	P	Unit 6
1	(Point to the frying pan) What's this?	A frying pan.	Unit 8
	I can see something long and brown.	A spoon!	Unit 9
	I can see something round.	A bowl!	Unit 9
	(Mime Biff and Chip's gesture) What are Biff and Chip saying?	Look at this!	Unit 2
2~3	How many eggs?	5.	Unit 3
	What's the first letter in eggs?	E	Unit 6
	How does Kipper feel?	Hungry.	Unit 2
4~5	(Point to the milk) What's this?	Milk.	Unit 8
	Do you like milk?	Yes/ No.	Unit 5
	(Point to the butter) What's this?	Butter.	Unit 8
	Do you like butter?	Yes/ No.	Unit 5
	How does Biff feel?	Hungry.	Unit 2
6~7	(Point to the pancake) What's this?	A pancake.	Unit 8
	How do Floppy, Biff and Kipper feel?	Scared/ worried.	Unit 2
8	What's this?	A race.	Unit 8
	How many pancakes?	3.	Unit 3
	(Mime Dad's gesture) What is Dad saying?	Come on, Mum!	Unit 2
	What colour is Mum's frying pan?	Red.	Unit 4

