




Get Ahead



Get thinking ... Get talking ... Get Ahead



Made for Japan
日本の中高生向け教材

Get thinking ... Get talking ...

Get Ahead

The principle focus of the course is to practice vocabulary and grammar in communicative contexts, with opportunities for students to use the new language they have learnt in every lesson.

本コースの基本目的は、レッスンごとに出てくる新しい言葉を学習者が実際に使うチャンスを与え、コミュニケーション環境で語彙と文法の練習を重ねていくことにおかれています。

Unit structure

Opportunities to practice together with guided group and pair work

指示に従ってグループやペアワークによる複数人での練習

Cross-references to the Vocabulary and Grammar Builders for review and extension

復習と応用にVocabulary and Grammar Builderとのクロスリファレンスが可能

Pronunciation exercises focus on aspects typically difficult for Japanese learners

日本の学習者にとって一般的に難しいとされる点をおさえた発音練習

Topics build students' awareness of their own community and of the wider world, of social responsibility and global values

学習者が自分のコミュニティー、また、さらに広い世界における社会的責任や価値感に対する意識を高めるトピックを厳選

Four skills are practiced throughout, with a focus on communication

コミュニケーションに重点を置き、全体を通して4技能の練習が可能

Each double-page spread provides 45 minutes of material, but each individual page can also be taught as a single lesson.

見開きページで45分レッスンの内容になっていますが、片方のページを1レッスンとして教えることも可能です。

新出単語 Vocabulary presentation

7 Are you hungry?

Vocabulary

Breakfast

1 Look at the picture. Listen and repeat.

2 Listen to the conversation about breakfast food. Circle the correct words.

- Lisa usually has cereal / muffins.
- Paul sometimes / always has eggs with toast and butter.
- Mia sometimes has muffins / eggs.

3 **TRY IT OUT** Ask and answer about breakfast food with a partner.

What do you have for breakfast? I always have muffins. I never drink tea.

I can talk about breakfast food. Vocabulary Builder → page 100

会話練習 Conversation practice

Conversation practice

What do you eat for breakfast?

1 Listen and read the conversation. Who drinks tea for breakfast?

Dan: What do you usually eat for breakfast?
Kim: Well, on school days I always have toast with butter.
Dan: Really? What about on weekends?
Kim: On weekends I sometimes have toast and an egg.
Dan: What about you?
Kim: I always have muffins. And I usually drink orange juice.
Dan: Oh, I always drink tea.

2 Listen again and repeat. Then practice the conversation with a partner.

3 Change the blue words to make a new conversation. Use the breakfast food words on page 44.

TRY IT OUT Now practice your new conversation with a partner.

PRONUNCIATION Listen and repeat. Underline the /s/ sound in each word.

butter sometimes muffins

4 Underline the /s/ sounds in these sentences. Say the sentences. Then listen and check your pronunciation.

- What does your brother study on Monday?
- My mother's uncle comes from London.
- Are your cousins coming to lunch on Sunday?

I can talk about my breakfast. Grammar Builder → page 90

新出文法 Grammar presentation

Grammar

Countable and uncountable nouns

1 Study the examples in the chart. When do you use *an*?

Countable nouns	Uncountable nouns
Countable nouns have a singular and a plural form.	Uncountable nouns have one form. They can't be singular or plural.
Singular	Plural
an egg a strawberry a muffin	eggs strawberries muffins
I have a muffin. I have an egg.	I have two muffins. I have three eggs. I have milk. I have juice.

2 Circle the correct word.

- I love chocolate muffin / muffins.
- Are you drinking juice / a juice?
- Tom wants two egg / eggs for breakfast.
- They don't want cereal / a cereal.
- We never drink coffee / coffees.
- I'd like toast / a toast with butter.

some and any

3 Study the examples in the chart.

	Countable nouns	Uncountable nouns
Affirmative	We have some muffins.	We have some milk.
Negative	We don't have any muffins.	We don't have any milk.
Questions	Do we have any muffins?	Do we have any milk?

4 Complete the conversation. Use *some* or *any*.

Mat: What's for breakfast?
In: Well, we have some toast.
Mat: OK. Is there any butter?
In: Yes, there's some butter.
Mat: OK. Do we have any eggs?
In: Yes, but there's only one.
Mat: OK. Do we have any sausages?
In: No! We don't have any sausages.
Mat: Oh dear! Mom needs to go shopping!

5 Practice the conversation with a partner.

I can use countable and uncountable nouns. Grammar Builder → page 90

会話練習 Conversation practice

Conversation practice

Ordering food

1 Listen and read the conversation. What does Suebin want to drink?

Waitress: Hello. Can I take your order?
Suebin: I'd like some sausages and eggs, please.
Waitress: And to drink?
Suebin: Some coffee, please.
Waitress: OK. And for you?
Inwon: I'd like a muffin, please.
Waitress: And to drink?
Inwon: Do you have any orange juice?
Waitress: Yes, we do. Anything else?
Inwon: No, thank you.

2 Listen again and repeat. Then practice the conversation in groups of three.

3 Read the menu and listen. What does Joe order? What does Amy order?

Rick's Cafe
Breakfast menu
Breakfast special: \$6.99 with a drink

To eat	To drink
sausages	orange juice
eggs	milk
toast with butter	coffee
muffins	tea
strawberries	

4 Study the Conversation phrases. Use the phrases to make a new conversation.

Conversation phrases

Can I take your order? And for you?
I'd like a muffin, please. Do you have any orange juice?
And to drink? Anything else?

TRY IT OUT Now practice your new conversation in groups of three.

I can order food in a restaurant. Grammar Builder → page 90

Realistic and supportive conversation models
実用的で役に立つ会話モデル

'Try it out' activities get students talking in every lesson

[Try it out]のアクティビティがレッスン毎に生徒の会話を促進

I can... statements give students confidence as they complete each step

[I can...]宣言で学習者がステップを終える度に自信をつけることができる

Grammar and vocabulary are practiced in communicative contexts such as through dialogues

ダイアログを用いるなどコミュニケーション環境で文法と語彙を練習

In every fourth unit, the Writing practice page contains a model text and a clear writing guide to enable students to produce their own piece of written work

4ユニット毎にあるライティングの練習ページでは、モデルとなる文章と生徒が自分の力で文章を書けるようになるためのわかりやすいライティングガイドを提供

新出単語(2) 2nd vocabulary presentation

Vocabulary

Lunch and dinner

1 Look at the pictures. Listen and repeat.

2 Listen and complete the sentences with food from exercise 1.

- Yoon always has some rice for lunch.
- He sometimes has some chicken on the weekend.
- Kathy often has some vegetables with some rice for dinner.
- She almost never eats any chicken, but she likes chicken.

3 What do you eat for lunch and dinner? Write four sentences.
I always eat soup for lunch.

4 **TRY IT OUT** Tell your partner about the food you eat for lunch and dinner.

I can talk about food I eat for lunch and dinner. Vocabulary Builder → page 100

読解練習 Reading practice

Reading practice

Take-out food

1 Listen and read the magazine article. Where are hot dogs popular?

CLASSIC FAST FOOD

When people don't want to cook a meal, they often order fast food. There is lots to choose from, but some dishes are classic favorites!

The classic fast food in the UK is fried fish with French fries - the famous "fish and chips." There are many fish and chip shops or "chippies" in the UK. Every year, they serve about 60,000 tons of fish and 500,000 tons of chips! Indian food is also very popular in the UK, especially curry.

In the US, hamburgers are a classic fast food. A typical American eats three "burgers" every week, and restaurants in the US serve about 40 billion every year! Pizza and hot dogs are also very popular in the US, and many people like fast food from Chinese and Mexican restaurants, too.

2 Read the article again. Circle T (true) or F (false).

- Fish and chips is a popular take-out food in the UK. T F
- The UK has about 60,000 fish and chip shops. T F
- Pizza isn't very popular in the US. T F

3 Listen to three people talking about take-out food. What do they like to eat? Write R (rice), B (fish) or S (sausages).

- fish and chips 3 ice cream 5 pizza
- hamburgers 4 chicken 6 curry

4 **TRY IT OUT** Which take-out foods do you like? In pairs, ask and answer.
I love pizza. I don't like...

I can read about take-out food. Grammar Builder → page 90

ライティング練習 Writing practice

Writing practice

My weekday routine

1 Listen and read about Suebin's weekday routine. When does she have dinner?

MY SCHOOL LIFE

My name's Suebin. I live in Seoul, South Korea, and this is my weekday routine. I go to school from Monday to Friday. I get up at 7:30 and get dressed. Then I have breakfast at 7:45. Our classes start at 8:20, and we take a break at 10:15. I always have lunch at school, and I finish classes at 4:15. After school, I go home and do my homework. I usually have dinner at 7:30. I go to bed at 10 p.m.

My favorite school subject is English. I have it on Tuesdays and Thursdays. I also like art because it's fun. I don't like history very much. I think it's difficult!

2 Answer the questions about Suebin's weekday routine.

- What time does Suebin usually have breakfast?
- What time does Suebin's classes start?
- Where does she have lunch?
- What is Suebin's favorite school subject?

3 Study the Writing skills box. Then circle the capital letters in Suebin's description of her weekday routine.

Writing skills: capital letters

We use capital letters for ...

- the first word of a sentence.
- the personal pronoun I.
- the names of people and places.
- nationalities and languages.
- days of the week and months.
- abbreviations, like P.E. and I.T.

4 Read about Trang's weekday routine. Circle the words in the text that need capital letters.

My name's (trang) Trang. I live in da nang, Vietnam. I get up at 6:45 every day. I have breakfast at 7:00, and then I get dressed. My classes start at 8:00. I take a break at 10:00, and I have lunch at 11:00. I finish classes at 3:00. I have PE every Friday. After school, I go home and watch tv. I have dinner at 6:00, and then I do my homework. I usually go to bed at 10 p.m.

My favorite school subject is math. I have it on Monday and Wednesday. I also like science because it's interesting. I'm not really good at geography. I think it's boring!

5 **TRY IT OUT** Now write a description of your weekday routine.
My name's ... I live in ...

I can write about my weekday routine. Grammar Builder → page 90

Get thinking ... Get talking ...

Get Ahead


A 3-level course with a focus on grammar and vocabulary providing a structured approach to functional language for successful communication.

文法と語彙に焦点を当てた3レベル構成の本教材では、体系的なアプローチでコミュニケーションを円滑に図るための実用的な言葉を身につけることができます。


Get Ahead Teacher's Resources

Access the full range of Get Ahead Teacher's Resources on the Oxford Teachers' Club.

- PDF of Teacher's Guide
- Extra Worksheets on Communication, Grammar, Reading, Vocabulary, Writing, and Projects
- Editable Tests for each of the 4-skills and every unit
- Lesson Plan Templates
- Can-do List with Eiken comparison table
- Class Audio, Audio Scripts, and more



Worksheet samples



Register for free.
入会は無料です。



Get Ahead の教師用リソースは
Oxford Teachers' Club より
ダウンロードしていただけます。

- 教師用指導ガイド(PDF・英語版)
- 追加のワークシート:コミュニケーション、文法、語彙、ライティング、プロジェクト
- 編集可能なテスト:四技能別、各ユニット、中間・期末
- レッスンプランのひな型
- 英検Can-doリストとの比較チャート
- クラスオーディオおよびスクリプトほか

※ 日本語の指導ガイド(簡略版)もございます。



	Level 1	Level 2	Level 3
Student Book	9780194131025	9780194131070	9780194131124
Workbook	9780194131032	9780194131087	9780194131131
Audio CDs	9780194131209	9780194131216	9780194131223

JP001086 (2019 Sep)