

STEP EIKEN®  
TOEIC®  
TOEFL iBT®  
CEFR

Visit [www.oupjapan.co.jp](http://www.oupjapan.co.jp) for detailed information

Beginner	Elementary	Pre-Intermediate	Intermediate	Upper-Intermediate	Advanced
5 · 4 · 3	Pre-2	2	Pre-1	1	
120 — 220	225 — 545	550 — 780	785 — 940	945+	
A1	A2	B1	B2	C1	C2
110 — 120					

Visit [www.oupjapan.co.jp](http://www.oupjapan.co.jp) for detailed information

## Less Challenging

Title	Passport	Talk Time	English for Life	Smart Choice: 3rd Edition	Speak Now	Stretch	Network	
Skills								
Key words	<ul style="list-style-type: none"> <li>Japan-specific</li> <li>Survival English</li> <li>Confidence-building</li> </ul>	<ul style="list-style-type: none"> <li>Student-centered</li> <li>80% speaking</li> <li>Confidence-building</li> </ul>	<ul style="list-style-type: none"> <li>One page per lesson</li> <li>Listen &amp; do</li> <li>Teach in any order</li> </ul>	<ul style="list-style-type: none"> <li>Flexible</li> <li>Communicative</li> <li>Easy-to-teach</li> <li>Smart phone optimized online practice</li> </ul>	<ul style="list-style-type: none"> <li>Integrated video</li> <li>Real-world speaking models</li> </ul>	<ul style="list-style-type: none"> <li>21st century skills</li> <li>Presenting skills</li> <li>Viewing skills</li> <li>BBC video</li> </ul>	<ul style="list-style-type: none"> <li>BBC video</li> <li>Short lessons</li> </ul>	
Age range	15+	15+	25+		16+	16+	16+	
Components	  	   <ul style="list-style-type: none"> <li>Test Booklet with CD</li> </ul>	    	    	      	      	       	
Hours per level	20–40	24–36	40–100		40–60	60–80	60–100	
Online Resources								
More info	Main p. 32 Index p. 119	Index p. 124	Index p. 93	Main p. 22 Index p. 123	Main p. 27 Index p. 124	Main p. 24 Index p. 124	Main p. 27 Index p. 102	

This level chart is only a rough guide to the approximate levels of Oxford books.

このレベルチャートは、各教材がおおよそどれくらいのレベルに対応するかを弊社が独自の判断で示したものです。



→ More Challenging

J-Talk	Identity	Person to Person	Clockwise	American Headway: 3rd Edition	New Headway: 4th Edition	American English File: 2nd Edition	English File: 3rd Edition
<ul style="list-style-type: none"> <li>• Japan-specific</li> <li>• Confidence-building</li> <li>• Flexible</li> </ul>	<ul style="list-style-type: none"> <li>• Japan-specific</li> <li>• Cross-cultural</li> <li>• Communicative</li> </ul>	<ul style="list-style-type: none"> <li>• Dialogue-based</li> <li>• Communicative</li> <li>• Situational</li> </ul>	<ul style="list-style-type: none"> <li>• Short units</li> <li>• Flexible order</li> <li>• Fluency</li> </ul>	<ul style="list-style-type: none"> <li>• 4 skills</li> <li>• More speaking practice</li> <li>• New testing program</li> <li>• Online Practice</li> </ul>	<ul style="list-style-type: none"> <li>• Balance of 4 skills</li> <li>• Systematic grammar/ vocab support</li> <li>• Wide choice of components</li> </ul>	<ul style="list-style-type: none"> <li>• Grammar/ vocab/ pronunciation formula</li> <li>• Systematic approach</li> </ul>	<ul style="list-style-type: none"> <li>• Systematic approach</li> <li>• Balanced</li> <li>• Integrated skills</li> </ul>
16+	16+	18+	18+	16+	16+	16+	16+
	 	   • Test Booklet with CD	   • Teacher's Resource Pack	   	    • Split Student Book • New Headway Pronunciation	   	   
24-36	24-48	24-60	36-50	100-120	80-120	60-120	60-120
Main p. 31 Index p. 99	Main p. 31 Index p. 98	Index p. 119	Index p. 89	Main p. 26 Index p. 86	Main p. 30 Index p. 97	Main p. 28 Index p. 85	Main p. 29 Index p. 93

# Smart Choice: 3rd Edition



▶▶ Index p. 123

Ken Wilson, Thomas Healy and Mike Boyle



4

levels

Beginner to Intermediate  
入門から中級

TOEIC® Level

250 310 380 520 700 800 950+

STEP / EIKEN

4級 3級 準2級 2級 準1級 1級

## Smart learning—on the page and on the move

### テキストでも、モバイルデバイスでも学べる「スマートラーニング」

- The trusted *Smart Choice* approach that teachers love—flexible, one-page lessons make prep time easier and lead to successful lessons.
- More opportunities to strengthen students' fluency with new speaking pages at the end of every unit, designed to help students enjoy communicating in English.
- ON THE MOVE activities, optimized for use on smartphones, include fun activities and games as well as all audio and video content to keep students learning outside of class.
- 1レッスンが1ページで構成されているSmart Choiceは、レッスンの準備時間を短縮し効果的なレッスンを行うツールとして好評です。
- 各ユニットの最後には新しいスピーキングページが用意されており、英語の流暢さを向上させるとともに、英語でのコミュニケーションを楽しむコンテンツが増えました。
- スマートフォンで利用できるSmart Choice ON THE MOVEには、楽しみながら学習できるアクティビティ、ゲーム、オーディオ及びビデオコンテンツなどが備わっており、授業以外の時間を活用した学習を可能にします。

**SB** 12 x 6-page units; 4 review units; audio scripts; Online Practice with ON THE MOVE activities optimized for use on a tablet or smartphone

全12ユニット（各6ページ）、4つの復習ユニット、オーディオスクリプト、タブレット・スマートフォン対応ON THE MOVEを含むオンラインプラクティス

**WB** Vocabulary and grammar activities; additional reading and listening practice; downloadable audio  
語彙と文法アクティビティ、リーディングとリスニングプラクティス、ダウンロード可能な音声

**TB** Student Book pages with notes; teaching tips; answer keys; Online Practice: downloadable Student Book audio and video; testing program

スチューデントブックに沿った指導のコツ、解答集、オンラインプラクティス（ダウンロード可能なスチューデントブックの音声とビデオ）、テストプログラム

**iTools** Classroom presentation tools—Student Book and Workbook on screen; embedded answer keys, audio and videos; click-and-change worksheets; PowerPoint™ presentations

スチューデントブックとワークブックを大画面に表示できる教室用指導ツール、解答・解説、音声トラック、ビデオ、Click and changeワークシート、文法解説のプレゼンテーション



## Online Practice

- Students can go online to review and extend the Student Book topics—up to 30 hours of additional practice per level.
- The Learning Management System allows teachers to give feedback, manage homework, and communicate with students outside of class.
- オンラインでスチューデントブックの内容を復習したり、各レベル最大30時間の追加練習を行うことができます。
- The Learning Management Systemを通じて、生徒にフィードバックを送ったり、宿題を管理したり、教室外でも生徒とコミュニケーションをとることが可能です。

3rd EDITION SMART CHOICE STARTER		Home	Edit Profile	Log out	Help
Juliana		My achievements		My grades	
1 I'm a student.	★★★★★ Excellent! You got 100% of all the points in the unit.	Grammar average score 76% completed 23 of 44			
2 What's your phone number?	★★★★★ Well done! You got over 90% of all the points in the unit.	Vocabulary average score 90% completed 52 of 72			
3 That's my wallet!	★★★☆☆ You got over 70% of all the points in the unit.	Conversation average score 84% completed 46 of 62			
4 Do you like hip-hop?	★★★★★ Excellent! You got 100% of all the points in the unit.	Video average score 65% completed 15 of 23			
5 What do you do for fun?	★★★☆☆ You got over 70% of all the points in the unit.				
6 Can you play the guitar?	★★☆☆☆ You got over 30% of all the points in the unit.				
7 What's she wearing?					

Use With

Oxford Wordpower  
Dictionary (p. 63)



## 5 What are you watching?

**WARM UP**  
What is one thing you do every day?

**VOCABULARY**

**1** Look at the people. What are they doing? Write the correct letter. Then listen and check your answers.

a. do homework	d. check email	g. talk on the phone
b. send a text message	e. read on a tablet	h. watch TV
c. play a computer game	f. listen to music	i. take a nap

**2 PAIR WORK.** What can you remember? Cover the word box and test your partner.

What's number 1? Send a text message. What's number 4?

**3 PAIR WORK.** How often do you do the things in Activity 1? Tell your partner.

A I check my email every day. How often do you check your email?  
B I check my email twice a day.

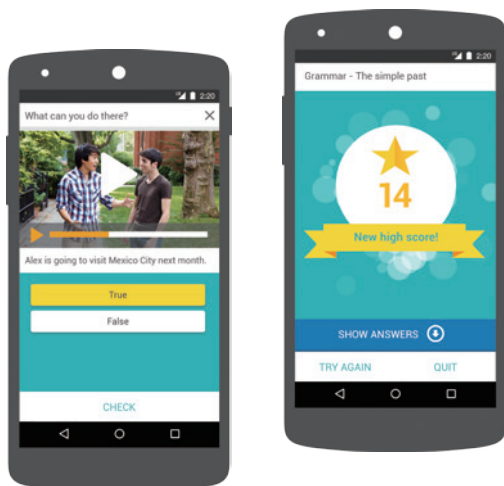
**VOCABULARY TIP**  
Make lists of words that follow the same verb.

do homework  
do yoga  
do martial arts

30

Smart Choice Student Book 1

## ON THE MOVE



- Smart Choice ON THE MOVE offers extra practice, fun activities and games, and all course audio and video—optimized for smartphones.
- Smart Choice ON THE MOVEでは、練習問題や楽しいアクティビティ、ゲーム、全ての音声とビデオが、スマートフォンで利用できます。

Vocabulary and Conversation Tips demonstrate helpful learning strategies

Vocabulary TipとConversation Tipは、学習方法のヒントとなります。

Speaking page helps students enjoy communicating in English and improves fluency

スピーキングページでは、英語によるコミュニケーションを楽しみながら学習者が流暢さを身に付けられます。

## SPEAKING — Where are you, and what are you doing?

**1 PAIR WORK.** Follow the instructions and play the game.

**Get six small pieces of paper.**

Take three pieces of paper and write a different place on each paper.

Take the other three pieces of paper and write a different action on each piece.

on the moon. I'm dancing!

Fold your pieces of paper and put them in two piles—PLACES and ACTIONS.

Have a phone conversation with your partner. Student A, ask: Where are you?

Student B, take a piece of paper from the PLACES pile and read it. I'm on the moon!

Student A, now ask: What are you doing there?

Student B, take a piece of paper from the ACTIONS pile and read it. I'm dancing to music.

**Switch roles!**

**2 CLASS ACTIVITY.** Share your conversations with the class.

**GO ONLINE** Find a website with a list of good cell phone manners. Make notes. Tell the class about the information on the website.

## NOW I CAN

**SPEAKING** talk about what people are doing. **GRAMMAR** use the present continuous. **LISTENING** understand descriptions of daily activities. **READING** understand rules for polite cell phone use.

35

“Now I can” statements at the end of every unit help teachers and students check progress against outcomes

各ユニットの最後にある「Now I can」セクションを使って、学習成果を確認することができます。



# Stretch



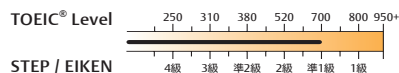
▶▶ Index p. 124

Susan Stempleski and presenting skills consultant: Ben Shearon



4

levels

Beginner to Intermediate  
入門から中級

## 6 skills course to expand your students' English

### 英語力を総合的に鍛える6スキルコース

- Explicit instruction in listening, speaking, reading and writing, as well as focus on practical viewing and presentation skills.
- Skills chosen to reflect CEFR can-do statements and help students achieve success on standardized tests.
- Classroom presentation materials include ready-made presentations, saving teachers time.



12 x 6-page units; 4 review units; Online Practice; word list; audio &amp; video scripts; grammar reference

全12ユニット (各6ページ)、4つの復習ユニット、オンラインプラクティス、ワードリスト、オーディオとビデオスクリプト、文法解説



12 x 6-page units; extra practice for self-study or review; audio available via Online Practice

全12ユニット (各6ページ)、自習や復習用の練習問題、オンラインプラクティスではオーディオの利用が可能



50% of Student Book and 50% of Workbook for classes with fewer contact hours

時間数の少ないレッスン用にスチューデントブックとワークブックの50%だけを収録

Full Student Book audio  
スチューデントブックに対応した全ての音声

With iTools online: all Student Book content, grammar PowerPoint™ presentations and pre-viewing worksheet for each video; testing program with oral and written tests delivered via Online Practice

教師用ガイド、iToolオンライン (スチューデント、ブック文法解説用プレゼンテーション資料、各ビデオの事前学習用ワークシート)、オンラインで受けられる口頭および筆記テストなどを収録

BBC Worldwide Learning videos for every unit (12 per level)  
スチューデントブックに対応したBBC Worldwide Learning ビデオ (各レベル12本)

120 additional activities; 12 automatically graded tests per level; Learning Management System to track, analyze and report progress

120の追加アクティビティ、各レベル12種類のテスト (自動採点、習熟度を分析、管理するための学習管理システム)



Starter



Level 1



Level 2



Level 3

**10 Cities**

Vocabulary and Listening  
Understanding descriptions  
Speaking  
Showing surprise

Grammar  
Past of be: Wh- questions  
Reading and Writing  
Showing the order of events

Viewing  
Paying attention to adjectives  
Presenting  
Using rhetorical questions

**1 VOCABULARY AND LISTENING**

**A** Listen and repeat.

1. modern 2. charming 3. crowded 4. exciting

5. noisy 6. historic 7. beautiful 8. safe

**B** Match the sentences to complete the descriptions.

1. ... There is a lot of traffic on the streets.  
2. ... Tokyo has very little crime.  
3. ... There are a lot of fun things to do in Buenos Aires.  
4. ... There are a lot of people on the streets.  
5. ... Brasilia doesn't have many historic buildings.

a. It's a safe city.  
b. It's a modern city.  
c. It's really crowded.  
d. This city is very noisy.  
e. It's really exciting.

**C** Listen to people talking about different cities. Listen and number the cities from 1-4.

... Bangkok ... London ...  
... Quebec City ... Ho Chi Minh City

**D** Listen Again. What adjectives do people use to describe the cities? Check (✓) the correct answers. There is more than one answer for each item.

1. old exciting historic beautiful  
2. big crowded interesting charming  
3. big noisy expensive exciting  
4. small romantic safe charming

**LISTENING**  
Understanding descriptions  
Listen for adjectives.  
(They help you imagine a place, person, or thing. Descriptions are more interesting when we use adjectives.)

**ONLINE PRACTICE**

**I can...** understand descriptions of cities. ☐ Very well ☐ Well ☐ Not very well

Stretch Student Book 1

**2 SPEAKING**

**A** Match each question with the correct answer to make a conversation.

Speaker A  
1. How was your vacation?  
2. Wow! Hong Kong?  
3. What did you do there?

Speaker B  
a. Oh, I shopped a lot, and went to some great restaurants.  
b. It was great. I went to Hong Kong.  
c. Yes, it's a really exciting city. I had lots of fun.

**B** Listen to the conversation. Then practice with a partner.

Ron: Hi, Keiko.  
How was your vacation?  
Keiko: It was wonderful.  
I went to San Francisco.  
Ron: Wow! What's it like?  
Keiko: Oh, it's a really interesting city... and very charming.  
Ron: What did you do there?  
Keiko: Well, I walked around and saw different neighborhoods. And I saw the Golden Gate Bridge, rode on the cable cars, and I went out to eat a lot.  
Ron: How was the food?  
Keiko: It was great, especially the fish.

**C** Work in pairs. Practice the conversation below with your own information.

A: How was your vacation?  
B: It was ... I went to ...  
A: Wow! What's it like?  
B: Oh, it's ...  
A: What did you do there?  
B: I ...

**D Pronunciation** Intonation of Wh- questions  
Listen and repeat. Wh- questions go down at the end.

1. What's it like? 2. How was your vacation? 3. What did you do there?

**ONLINE PRACTICE**

**I can...** use expressions to show surprise. ☐ Very well ☐ Well ☐ Not very well

**CULTURE TALK!**  
When people see a picture of the Golden Gate Bridge, they think of San Francisco. What is a landmark in your city or country?

Use With

Oxford Bookworms (p. 72)

### 3 GRAMMAR

**A** Listen. Then listen again and repeat. Grammar Reference page 91

**Wh- questions with past of be**

Where were you last week?	I was in Kuala Lumpur.
How long were you there?	I was there for five days.
Why were you there?	I was there on vacation.
When were you there?	I was there last summer.
What was the weather like?	It was wonderful.
What were the people like?	They were very friendly.

**B** Complete the questions. Use the answers to help you. Then practice with a partner.

- A: \_\_\_\_\_ they in Guam? B: They were there a year ago.
- A: \_\_\_\_\_ the parks like? B: They were beautiful.
- A: \_\_\_\_\_ you in Peru? B: I was there for two years.
- A: \_\_\_\_\_ the weather like? B: It was great.

**C** Work in pairs. Ask questions and give answers.

Example: **Lia / Boston weather / cold**  
 A: Where was Lia last week?  
 B: She was in Boston.  
 A: What was the weather like?  
 B: It was cold.

**D Grammar Talk!** What was it like? Student A page 101, Student B page 104.

**I can...** ask and answer Wh- questions with the past of be. ☐ Very well ☐ Well ☐ Not very well

Stretch Student Book 1

"I can" ... statements help teachers define learning outcomes and help students self-assess their progress

I can ステートメントで、学習目標と成果を明瞭にし、学習の進捗度を自己診断することができます。

Viewing skills include interpreting facial expressions, focusing on visuals and identifying facts and opinions  
 映像を見て、表情から意図を読み取ったり、事実と意見を明確にしたりする練習を行います。

### 5 VIEWING: Mexico City

**A** Look at the photo and map of Mexico City. What do you know about Mexico City? Write your ideas.

**Worldwide Learning**

**VIEWING** Paying attention to adjectives  
 The same adjective can describe different things. When you hear an adjective, notice the thing that you see.

**B** Watch the video. Does it mention any of your ideas from Part A? Circle them.

**C** Watch again. Check ☒ the adjectives that describe each place or thing in the chart.

	big	flat	modern	beautiful	historic	old	great	huge	noisy
1. Mexico City	<input checked="" type="checkbox"/>								
2. Zocalo									
3. architecture									
4. buildings									
5. shopping									

**D** Think about your city or town, or another city you know. Write three adjectives for each category. Then discuss your ideas with a partner.

**City / Town**

- architecture
- shopping
- restaurants
- places in the city

**I can...** pay attention to adjectives. ☐ Very well ☐ Well ☐ Not very well

Stretch Student Book 1

### 4 READING AND WRITING

**A** Read and listen. What did the tourist like about Salvador?

**THREE DAYS IN SALVADOR**  
 Are you looking for a fun time in a beautiful city? Go to Salvador. Salvador is a beautiful city on the northeast coast of Brazil. We were there for a few days last month and had a great time. The people were friendly, the weather was hot and sunny, and the nightlife was exciting.

**Day 1:** We arrived Friday morning. First, we went to our hotel. Then, we visited a really interesting museum - the Modern Art Museum of Bahia. In the evening, we went to a wonderful restaurant. After that, we went to a club and danced until 2:00 in the morning.

**Day 2:** The next morning we slept late. After breakfast, we walked around in the Pelourinho district. It's a historic neighborhood with charming, colorful buildings. We visited some old houses. Next, we went shopping for some gifts. At night, we went out and listened to samba music.

**Day 3:** On Sunday, we went to Raparica Island and relaxed all day. Salvador is a wonderful city, and we were sad to leave.

**B** Read again. Complete the chart with information about the trip to Salvador.

People	Weather	Activities	Places

**C** Think of a place you visited. Take notes about things you did in the chart.

Name of the place: \_\_\_\_\_

Day 1	Day 2	Day 3

**D** Write about your trip. Use words like *first, then, next, and after that*.

**I can...** show the order of events. ☐ Very well ☐ Well ☐ Not very well

UNIT 10 65

Skill Snapshots ensure transparent and transferable learning outcomes

各スキル強化のための秘訣がダイアログボックス形式で分かりやすく掲載されています。

BBC videos with a rich variety of content in every unit motivate students

各ユニットの多様なBBC映像コンテンツが学習意欲を向上させます。

### 6 PRESENTING

**A** Read the brochure. List three good things about Hong Kong.

- \_\_\_\_\_
- \_\_\_\_\_
- \_\_\_\_\_

**Visit Hong Kong!**  
 Are you looking for an exciting vacation? Visit Hong Kong! Hong Kong is famous for its shopping, its interesting history and culture, and its beautiful, quiet places.

- Do you love to shop? You'll love Hong Kong. It has some great malls, like Festival Walk and Harbour City. There are also some wonderful street markets. In Hong Kong you'll find a lot of high-end fashions, but you can also find some great deals.
- Are you interested in history? Hong Kong is the place for you. There are many historical buildings and museums. A good place to start is the Hong Kong Museum of History.
- Do you sometimes like to get away from crowded places? Take a boat trip to some of Hong Kong's beautiful islands, where you can visit fishing villages and quiet beaches.
- So go to Hong Kong. You'll love it.

**B** Read the presentation again. A rhetorical question introduces each good thing about Hong Kong. Circle the rhetorical questions.

**C** Think of a city you like, or a city you want to visit. Make a list of three to five good things about the city. Write a rhetorical question to introduce each thing.

City: \_\_\_\_\_

Good things	Rhetorical questions


**D** Stand up. Use your notes from Part C to tell a group about the city.

**I can...** use rhetorical questions. ☐ Very well ☐ Well ☐ Not very well


Presenting skills and tips in every unit promote natural, confident public speaking

プレゼンテーションスキル向上のためのアドバイスが各ユニットにあり、人前でのスピーチに対する自信に繋がります。







Starter




Level 1




Level 2



Level 3



Level 4



Level 5

# American Headway: 3rd Edition



▶▶ Index p. 86

Liz and John Soars



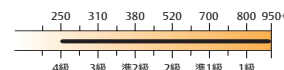
6

levels

Beginner to Advanced  
入門から上級

TOEIC® Level

STEP / EIKEN



## Proven success beyond the classroom

### 実践的な英語力を養う世界的なベストセラー

- More conversation practice helps students accelerate their progress in speaking and prepare for high-stakes tests.
- Comprehensive testing program has been carefully reviewed by an assessment expert to ensure quality.
- Online skills development and self-assessment enable students to target areas for improvement and manage their own learning.

- 会話練習が増え、スピーキング力の強化に加え、TOEIC®やTOEFL®テストの準備にも役立ちます。
- 理解力テストは専門家によって十分に精査された質の高いものになっています。
- オンラインでのスキル別練習や自己診断により自主学習がスムーズに進められます。



12–14 units per level; Online Practice; audio scripts; word list; grammar reference; pair work activities  
12～14 ユニット、オンラインプラクティス、オーディオスクリプト、ワードリスト、文法解説、ペアで行うアクティビティ



Extra activities for each unit; access to iChecker online with 30 hours of automatically graded self-assessment  
各ユニットの追加アクティビティ、オンラインiChecker (自動採点される30時間分の自己評価テスト) のアクセスコード



Unit overview; teaching notes; answer keys; audio scripts; extra activities; testing program: exit tests; progress tests; skills tests; Stop & Check tests; Unit tests (A/B versions)  
ユニットの概要、教師用ガイド、解答集、オーディオスクリプト、追加アクティビティ、テストプログラム：期末テスト、プログレステスト、スキルテスト、Stop & Checkテスト、ユニットテスト (A/Bバージョン)



See p. 47



Full class audio  
教材に対応した全ての音声



Student Book and Workbook on screen; Integrated audio and video; grammar PowerPoint™ presentations; customized photocopiable; video worksheets; grammar practice; word lists

スチューデントブックとワークブックを大画面で表示できる教室用指導ツール、音声、ビデオ、文法解説用プレゼンテーション、編集・コピー可能なワークシート、ビデオワークシート、文法練習問題、ワードリスト

## Other Components

- Split Student Book with Online Skills and iChecker

# 9 City living

Comparative and superlative adjectives  
City and small town • Directions

**STARTER**

1 Think of a town or city in your country. Say where it is.  
It's in the north/south/east/west ... near the mountains/ocean ... on a river ...

2 **CD 1** Listen to the descriptions of two cities. Which cities are they?

**NEW YORK AND PARIS**  
Comparative adjectives

1 **CD 1** Read and listen to the conversation.

A Which do you prefer, New York or Paris?  
B Well, I'm from Paris, so of course I love Paris.  
A New York's a lot **bigger** than Paris.  
B That's true. Paris is much **smaller**, but it's **more romantic**!  
A Yes, that's what people say.  
B And the food is better.  
A Well, I'm not so sure about that ...

Practice the conversation. What are the differences between New York and Paris? **New York's bigger** than Paris.

**GRAMMAR SPOT**

1 Regular comparative adjectives add -er or more. Write the comparative forms.  
big **bigger** romantic \_\_\_\_\_ small \_\_\_\_\_  
What are the rules? When do we add -er? When do we use more?

2 Some adjectives are irregular. good **better** bad \_\_\_\_\_  
▶▶ Grammar Reference 91 p. 136

2 What is the comparative form of the adjectives in the box?  
tall - taller expensive - more expensive  
tall - expensive - hot - cheap - nice - rainy - warm - cold - polite - beautiful - bad - good

Work with a partner. Test each other on the comparative forms. Check the spelling.

The Empire State Building, New York City

The Eiffel Tower, Paris

**3** Look at the pictures of New York and Paris. Compare the two cities. Use I think ... and the adjectives from exercise 2.

- the Empire State Building/the Eiffel Tower  
I think the Empire State Building is taller than the Eiffel Tower.
- the Metro/the New York City Subway - the Métro  
I think the Metro is ...
- the weather - warm? rainy?
- I think Paris has ...
- the buildings
- I think the buildings are ...
- the parks
- I think the parks are ...

**4** **CD 3** Listen to Rob, a New Yorker who lives and works in Paris. Complete his sentences.

1 The New York City Subway is **cheaper** than the Métro.  
2 New York has \_\_\_\_\_ winters than Paris.  
3 Paris is \_\_\_\_\_ than New York, but New York has \_\_\_\_\_ storms.  
4 The architecture in Paris is \_\_\_\_\_, but the buildings in New York are \_\_\_\_\_.  
5 Life is \_\_\_\_\_ in New York.  
6 People in New York work \_\_\_\_\_ and they make \_\_\_\_\_ money.  
7 In Paris, having a good time is \_\_\_\_\_ than making a lot of money.

**5** Work with a partner. Close your books. Try to remember what Rob said.

**PRACTICE**

**Comparing cities**

1 Complete the conversations using the comparative form of the adjective.

1 A Dubai is **older** than Rio de Janeiro. (old)  
B No, it isn't! Dubai is much **newer**. (modern) (modern)  
2 A Tokyo is \_\_\_\_\_ Bangkok. (cheap)  
B No, it isn't! Tokyo's much \_\_\_\_\_! (expensive)  
3 A Seoul is \_\_\_\_\_ Beijing. (big)  
B No, it isn't! Seoul is much \_\_\_\_\_! (small)  
4 A Miami is \_\_\_\_\_ Los Angeles. (safe)  
B No, it isn't! It's much \_\_\_\_\_! (dangerous)  
5 A Taxi drivers in New York are \_\_\_\_\_ taxi drivers in London. (good)  
B No, they aren't! They're much \_\_\_\_\_! (bad)

**CD 3** Listen and check.

2 Work with a partner. Practice the conversations in exercise 1. Be careful with stress and intonation.

Dubai is **much more modern**!

3 Work in small groups. Compare two cities you know.  
... is **bigger** than ... ... is **warmer** than ... ... but ... is **safer** ...

**CD 3** Listen and compare. Practice the sentences.


Unit 9 • City living 67

Learn more at:

www.oup.com/  
elt/provensuccess

American Headway Student Book 1





Starter  
Level 1  
Level 2  
Level 3  
Level 4

### Other Components

- Split student book available

# Network

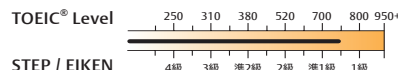
Tom Hutchinson and Kristin Sherman



5

levels

Beginner to Upper-Intermediate  
入門から準上級



## Boost your students English with rich BBC video content and social networking skills

見てたえのあるBBCの映像コンテンツとソーシャルネットワークを利用した練習で、生徒のやる気を引き出します

- One-page, one-lesson focus reduces lesson preparation time.
- “Your Network” tasks encourage communication through video and social networking.
- “Now I can” statements connect learning outcomes with international benchmarks.
- 1レッスンが1ページで構成されているので、レッスンの準備時間を短縮することができます。
- “Your Network”の項目では、ビデオやソーシャルネットワークを通じて積極的なコミュニケーションを促します。
- “Now I can”の項目で国際水準に照らして学習成果を確認することができます。



16 units; 4 review units; activity units for improving social media skills; Online Practice; audio scripts; grammar reference; word list

16ユニット、4つの復習ユニット、アクティビティユニット(ソーシャルメディア練習用)、オンラインプラクティス、オーディオスクリプト、文法解説、ワードリスト



Extra review for each lesson; self-study listening activities; audio script

各レッスンの復習、リスニング練習問題、オーディオスクリプト



Student Book video

スチューデントブックに対応したビデオ



Access to Online Practice; testing program CD-ROM with editable tests

オンラインプラクティス、編集可能なテストを収録したTesting Program CD-ROM




Full Student Book audio

スチューデントブックに対応した全ての音声



Student Book on screen with all audio and video; answer keys & audio scripts; downloadable grammar presentations & worksheets

スチューデントブックとワークブックを大画面に表示できる教室用指導ツール、音声、ビデオ、解答集、オーディオスクリプト、文法解説用プレゼンテーション、ワークシート



Level 1  
Level 2  
Level 3  
Level 4

# Speak Now

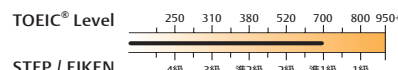
Jack C. Richards and David Bohlke



4

levels

Beginner to Intermediate  
入門から中級



## Build confidence communicating with topical, friendly and fun content

豊富なトピックと使いやすく楽しい内容で、実用的な会話力を鍛えます

- Practical conversational language with clear models and personalization.
- English in Action video showcases key vocabulary and functions in humorous and dramatic scenes.
- Combine with Multi-Skill Bonus Pack (available on iTools) to make this a light 4-skills course.
- 実践的な会話モデルや対話練習を掲載しています。
- English in Actionビデオは豊富なトピックでボキャブラリーなどを確認できます。
- iToolsのMulti-Skill Bonus Packと併用すれば4技能を鍛えるコースとしてもご活用いただけます。



32 x 2-page units; 8 review units; Online Practice 全32ユニット(各2ページ)、8つの復習ユニット、オンラインプラクティス



Additional practice and reinforcement; reading and writing exercises

スキル強化のための練習問題、リーディングとライティングのエクササイズ



Access to Online Practice; level guide, testing CD-ROM with editable TOEIC-style unit quizzes, mid-term and final tests  
オンラインプラクティス、レベルガイド、Testing Program CD-ROM (編集可能なTOEIC形式のユニットテスト、中間テスト、期末テスト問題)



All Student Book “English in Action” video content

スチューデントブック対応English in Actionビデオコンテンツ



Full class audio

教材に対応した全ての音声



Student Book on screen; integrated audio & video; grammar presentations & worksheets; multi-skills pack

スチューデントブックを大画面に表示できる教室用指導ツール、音声、ビデオ、文法解説プレゼンテーション、様々なスキルに対応したワークシート



# American English File: 2nd Edition

▶▶ Index p. 85

Clive Oxenden, Christina Latham-Koenig, Paul Seligson and Mike Boyle



6

levels

Beginner to Advanced  
入門から上級

TOEIC® Level

250 310 380 520 700 800 950+


STEP / EIKEN

4級 3級 準2級 2級 準1級 1級


Get students talking with an improved grammar, vocabulary and pronunciation formula

文法、語彙、発音の強化に焦点を当てた独特の方法で生徒の発話を促します


- Strong grammar, vocabulary and pronunciation syllabus with practice in all four skills.
- Engaging videos develop communication skills through real-life examples and scenarios.
- Online iChecker with self-tests and Workbook audio material develop learner independence.
- An optional 30+ hours of online practice provided via Oxford Online Skills Program.
- 文法、語彙、発音を強化するためのシラバスを採用し4技能をバランスよく高めていきます。
- 学習者の興味を引きつけるビデオで日常場面で実際に使われる表現を学び、コミュニケーション能力を養います。
- オンラインで使えるセルフテスト付きのiCheckerとワークブック音声教材は自習に最適です。
- Oxford Online Skills Programでは、30時間の以上のオンラインプラクティスが可能です。




Starter




Level 1



Level 2



Level 3



Level 4



Level 5

- SB** 12 units with 4 x 2-page lessons; Practical English & review sections  
全12ユニット (各8ページ)、実践的な英語と復習セクション
- WB** Extra activities for each lesson; audio scripts; answer keys; Multi-ROM: tests for each lesson; audio bank  
追加のアクティビティ、オーディオスクリプト、解答集、Multi-ROM (ユニットテスト)、音声
- TB** Teaching notes; audio scripts; answer keys; testing program  
CD-ROM: editable progress, midterm and final tests, listening tests  
教師用ガイド、オーディオスクリプト、解答集、テストプログラム  
CD-ROM (編集可能な実力テスト、中間期末テスト、リスニングテスト)

**CD** Full class audio  
教材に対応した全ての音声

**DVD** 70–90 minutes of video per level including: drama, interviews and documentaries  
各レベル70–90分間のビデオ、ドラマ、インタビュー、ドキュメンタリーなど

**iTools** Classroom presentation tools—Student Book and Workbook on screen, audio, answer keys, teacher's resources  
スチューデントブックやワークブックを大画面に表示できる教室用指導ツール、全ての音声、解答集、教師用リソースなど



See p. 47

**10A The most dangerous road...**

**1 VOCABULARY** places and buildings

a Complete these famous tourist sites with a word from the list. Do you know what countries / cities they are in?

Bridge Castle Mountains Square Street

1 Trafalgar 4 Edinburgh  
2 The Golden Gate 5 The Rocky  
3 Wall

b ② Listen and check.

c ▶ p.164 Vocabulary Bank Places and buildings.

**2 GRAMMAR** superlative adjectives

a Look at the photos. Do you know what countries they are in?

b ④ With a partner, complete the captions with a phrase from the list. Listen and check.

the biggest the busiest the most dangerous the longest the most popular the widest

c Complete the chart with superlatives from b.

Adjective	Comparative	Superlative
big	bigger	the biggest
long	longer	
wide	wider	
busy	busier	
dangerous	more dangerous	
popular	more popular	

d What letters do you add to a one-syllable adjective to make a superlative? What words do you put before longer adjectives?

e ▶ p.142 Grammar Bank 10A. Learn more about superlative adjectives and practice them.

**3 PRONUNCIATION** consonant groups

a ⑥ Listen and repeat the adjectives in 2c.

b ⑦ Listen and repeat these superlatives.

the most expensive the most exciting the oldest the most beautiful the smallest

c ▶ Communication Cities quiz A p.105 B p.110. Complete the questions with superlative adjectives. Then ask and answer the questions with a partner.

**4 READING**

a Read the article below and look at the photos. Would you like to ride a bike there? Why (not)?

b Read the article again. Then cover the text and answer the questions in pairs.

1 Where is the North Yungas Road?  
2 Why is it called 'Death Road'?  
3 How wide is the road?  
4 Why is it popular with bike riders?  
5 When is the most dangerous time of year to go?  
6 Why is the road similar to London Bridge and the Sydney Opera House?  
7 Why didn't Marc enjoy riding a bike on the Yungas Road?

c In pairs, guess the meaning of the **highlighted** words.

d Is riding a bike popular in your country / region? Is there an area that is very popular with bike riders? Why?

**5 SPEAKING & WRITING**

a Work in pairs.

A Imagine you are a tourist in your town (or nearest big town) who only speaks English. Ask B, who lives in the town, questions 1–5. Get as much information as you can.

B You live in your town. A is a tourist who doesn't speak your language. Answer his / her questions (1–5). Explain everything very clearly and give as much information as you can!

Then change roles for questions 6–10.

What's the most beautiful park?  
Where's that?  
It's downtown, near the Hollywood sign. It has...

**A** 1 What's the park? (beautiful)  
2 What's the way to get around? (easy)  
3 What's the museum? (interesting)  
4 What's the time of year to visit? (good)  
5 What's the place to eat typical food? (nice)

**B** 6 What's the building? (old)  
7 What's the place to go for a day trip? (nice)  
8 What's the area to walk at night? (dangerous)  
9 Where's the place to buy a souvenir? (good)  
10 What's the area to go at night? (popular)

b Imagine you want to advertise your town / city for tourists. Write an advertisement using superlative adjectives. Add photos if you can.

Come to Veracruz. It's the biggest or the most important town in Mexico, but it has the nicest people and the most delicious seafood...

**Riding a bike on the most dangerous road in the world**

High in the Andes, the North Yungas Road goes from La Paz, the highest capital city in the world, to Corico in the Yungas region of Bolivia. The road is only about ten feet wide and the Corico River lies 500 feet below. Drivers call it 'El Camino de la Muerte' (Death Road) because of the number of accidents, and in 1995 it was officially declared 'the most dangerous road in the world'.

Since a new road opened in 2006, there are 4000 buses and trucks on the old road. But now thousands of mountain bikers come from all over the world to take the most exciting ride of their lives. They start at La Combé, 15,400 feet (4,700 m) sea level, and go down to 5,000 feet, travelling at 2000 50 miles an hour down the 2000 m road. During the 2007 season, from December to March, only 200000000 bike riders can take part but some die every year on the road. So, why do people do it?

Rodrigo Jago, 26, from Melbourne, said after finishing the ride, 'If you go to London, you have to see London Bridge, and if you go to Sydney, you have to see the Opera House, and if you go to Bolivia, you have to do the most dangerous road!' Rodrigo Selberg, 22, from Toronto, said, 'I've heard people said it was OK, but I was scared of falling down and dying. I was worried because I had no experience with mountain biking. One mistake and you are dead. I asked myself a thousand times, 'Why am I doing this?'

**"One mistake and you are dead."**

Since a new road opened in 2006, there are 4000 buses and trucks on the old road. But now thousands of mountain bikers come from all over the world to take the most exciting ride of their lives. They start at La Combé, 15,400 feet (4,700 m) sea level, and go down to 5,000 feet, travelling at 2000 50 miles an hour down the 2000 m road. During the 2007 season, from December to March, only 200000000 bike riders can take part but some die every year on the road. So, why do people do it?

Rodrigo Jago, 26, from Melbourne, said after finishing the ride, 'If you go to London, you have to see London Bridge, and if you go to Sydney, you have to see the Opera House, and if you go to Bolivia, you have to do the most dangerous road!' Rodrigo Selberg, 22, from Toronto, said, 'I've heard people said it was OK, but I was scared of falling down and dying. I was worried because I had no experience with mountain biking. One mistake and you are dead. I asked myself a thousand times, 'Why am I doing this?'

Online Practice 77

American English File Student Book 1



# English File: 3rd Edition

Clive Oxenden, Christina Latham-Koenig and Paul Seligson



7

levels

Beginner to Advanced  
入門から上級

TOEIC® Level

250 310 380 520 700 800 950+

STEP / EIKEN

4級 3級 準2級 2級 準1級 1級

Get students talking through the right mix of language, motivation and opportunity

学習意欲を引き出し、学んだ表現を応用する機会を提供することにより、

学習者の自然な発話を促します

- Proven syllabus balance provides confidence for both teachers and students.
- Stimulating topics and texts bring the classroom to life.
- Video: dramas, interviews and short documentary films extend the topics and engage students in natural English.
- An optional 30+ hours of online practice provided via Oxford Online Skills Program.

- 定評のあるバランスのとれたシラバスにより、教師をサポートし、学習者に自信を与えます。
- 学習者の関心を引き付けるトピックやテキストで、授業に活気をもたらします。
- スチューデントブックに関連したドラマ、インタビュー、短いドキュメンタリーの3種類の映像が、学習者が興味を持って自然な英語に触れる機会を提供します。
- Oxford Online Skills Programでは、30時間以上のオンラインプラクティスが可能です。

**SB** Each unit has 4 x 2-page lessons; Practical English sections; review lessons; Multi-ROM: video and activities, review lessons 全10ユニット (各8ページ)、実践的な英語練習セクション、復習レッスン、Multi-ROM (ビデオ、アクティビティと復習用レッスン)

**WB** Extra activities for each lesson; audio scripts; answer keys; Multi-ROM: tests for each lesson; audio bank; available with and without answer key

追加のアクティビティ、オーディオスクリプト、解答集、Multi-ROM (各レッスンに対応したテストや音声収録、解答付きと解答無しとの2種類の版があります)

**CD** Full class audio  
教材に対応した全ての音声


**DVD** 70–90 minutes of video per level including: drama, interviews and documentaries  
各レベル70–90分間のビデオ、ドラマ、インタビュー、ドキュメンタリーなど

**TB** Teaching notes; audio scripts; answer keys; extra activities; testing program CD-ROM: editable progress, midterm and final tests, listening tests, answer keys  
教師用ガイド、オーディオスクリプト、解答集、アクティビティ、テストプログラムCD-ROM (編集可能な実力、中間期末テスト、リスニングテスト、解答集)


**iTools** Classroom presentation tools—Student Book and Workbook on screen, audio, answer keys, teacher's resources  
スチューデントブックやワークブックを大画面に表示できる教室用指導ツール、全ての音声、教師用リソースなど




See p. 47




Beginner




Elementary




Pre-Intermediate




Intermediate



Intermediate Plus



Upper-Intermediate



Advanced

**9B Megacities**

uncountable and plural nouns  
word stress with prefixes and suffixes

**1 READING & SPEAKING**

a What do you think a 'megacity' is? Read the introduction to the text to check your answer. With a partner, in two minutes, list what you think are probably the biggest problems for people who live in a megacity.

b Read the article once. In which city are the things you discussed in a problem: Tokyo, Mexico City, both, or neither?

c Read the article again. Then, in pairs, using your own words, say why the following are mentioned.

**TOKYO**  
33 million eight million a letter from the train company driving schools 25 square metres the Hikikomori rent a friend the Hachiyagi

**MEXICO CITY**  
taco stands Marachi bands two-and-a-half hours social intolerance kidnapping Kevlar

d Find words in the article which mean...

**TOKYO**  
1 adj operated by machines not people (paragraph 1)  
2 adj impossible to imagine (paragraph 1)  
3 noun the number of people who don't  
4 have a job (paragraph 1)  
5 adj with too many people in it (paragraph 2)  
6 noun a feeling that you don't belong to a community (paragraph 3)  
7 noun the feeling of not having any friends (paragraph 3)

**MEXICO CITY**  
7 noun the process of making air (and water) dirty (paragraph 2)  
8 noun the state of being very rich  
9 noun the state of being poor  
10 adjective not having a house

e Talk to a partner.

1 If you had to go to work or study in either Mexico City or Tokyo, which would you choose, and why?  
2 What do you think are the main advantages of living in a big city?  
3 What's the biggest city you've ever been to? Why did you go there? What did you think of it?

**Andrew Marr's Megacities**  
BBC 1 Wednesday 8.00 p.m.

By 2050, 70% of the world will live in cities, and by the end of the century three-quarters of the entire planet will be urban. There are now 31 cities called 'megacities', i.e. they have more than 10 million inhabitants. In Andrew Marr's BBC series Megacities he travelled to five of these cities, including Tokyo and Mexico City.

**TOKYO**  
Tokyo, with a population of 33 million people, is by far the largest city in the world. It's also the most technologically advanced, and the city runs like digital clockwork. The automated subway, for example, is so efficient that it is able to transport almost eight million commuters every day and on the rare occasions that it goes wrong, nobody believes it. If you are late for work in Tokyo and, as an excuse, you say that your train was late, you need to provide written proof from the train company. The idea of late trains is almost unthinkable. There is very little crime, violence, or vandalism in Tokyo and the streets are safe to walk by day or night. There is also relatively low unemployment compared to other big cities in the world. But such a huge population creates serious problems of space, and as Marr flew over Tokyo in a helicopter he saw football pitches, playgrounds, even driving schools constructed on top of buildings. Streets, parks, and subways are extremely overcrowded. Property prices are so high and space is so short that a family of six people may live in a tiny flat of only 25 square metres. There are other problems, too, of alienation and loneliness. The Hikikomori are inhabitants of Tokyo who cannot cope with the mechanical coldness and robotic uniformity of a megacity and have become recluses, rarely or never leaving their homes. There is also a new business that has grown up in Tokyo which allows homeless people to 'rent a friend' to accompany them to a wedding or just to sit and chat to them in a bar after work. Another strange group of people are the Hachiyagi, Tokyo's street rats who risk their lives living in ridiculous speeds along the city streets. During the week these men have ordinary jobs and they're model citizens. But on Saturday nights they spend the evening drinking through the city as fast as they possibly can. It's a deadly game, but it's just one way of escaping the daily pressures of life in the metropolis.

**MEXICO CITY**  
A complete contrast to Tokyo, Marr takes us to Mexico City, a colourful and vibrant city of about 20 million people where people live their lives in the street. Marr says that 'in Mexico City, food and friendship go hand in hand'. The city is full of taco stands and cafes where people meet and socialise and Marachi bands stroll through the boulevards and squares playing songs for money. And on Sundays people of all ages gather to dance in the street. But it's a city with problems of its own, too. It can take two-and-a-half hours for commuters to drive to and from work in the rush hour through choking traffic fumes, and pollution levels are high. And, looking down from a helicopter, Marr shows us the huge social divide. On one hillside we see massive, luxurious houses and on the next hill, slums. It's a city of great wealth but also extreme poverty, and there are many homeless people. Because of this social imbalance it can be a dangerous city too, with high levels of crime, especially kidnapping. In fact, there are boutiques which sell a rather special line in men's clothes: the shirts, sweaters, and jackets look completely normal but are in fact bulletproof, made of reinforced Kevlar. But despite the crime, the traffic, and the pollution Andrew Marr describes Mexico City as 'a friendly, livable place' and the most enjoyable megacity of all that he visited.

**2 VOCABULARY**  
word building: prefixes and suffixes

**Prefixes and suffixes**  
A prefix is something that you add to the beginning of a word, usually to change its meaning, e.g. pre = before (pre-war), or a negative prefix like anti- or dis- (antimoney, dishonest). A suffix is something you add to the end of a word, usually to change its grammatical form, e.g. -ment and -ness are typical noun suffixes (enjoyment, happiness). However, some suffixes also add meaning to a word, e.g. -ful = full of (stressful, beautiful).

a Read the information about prefixes and suffixes. What prefix can you add to city meaning big? What suffix can you add to home meaning without? Can you think of any other examples of words with this suffix?

b > p.163 Vocabulary Bank Word building.

**3 PRONUNCIATION & SPEAKING**  
word stress with prefixes and suffixes

**Word stress on words with prefixes and suffixes**  
We don't put main stress on prefixes and suffixes that are added to nouns and adjectives. However, there is usually secondary stress on prefixes, e.g. un in unemployment.

a Underline the main stressed syllable in these multi-syllable nouns and adjectives.

accommodation antisocial bilingual entertainment government homeless loneliness multicultural neighbourhood overcrowded poverty underdeveloped unemployment vandalism

b > p.16 > Listen and check. Practise saying the words. You think...


c Answer the questions below with a partner. Which city (or region) in your country do you think...?

- is the most multicultural
- offers the best entertainment (for tourists / for locals)
- has a bilingual or trilingual population
- is very overcrowded
- has very serious pollution problems
- has a lot of homeless people
- has some very dangerous neighbourhoods
- has the highest rate of unemployment
- has the worst levels of poverty
- suffers from the worst vandalism and antisocial behaviour


English File Upper-Intermediate Student Book

Contact us at: elt.japan@oup.com







Beginner




Elementary




Pre-Intermediate



Intermediate



Upper-Intermediate



Advanced

# New Headway: 4th Edition

Liz and John Soars



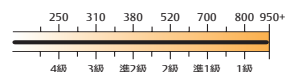
6

levels

Beginner to Advanced  
入門から上級

TOEIC® Level

STEP / EIKEN



▶▶ Index p. 97

## A new digital era for the world's most trusted course

世界中の学習者に支持されている人気のコースブックに、デジタル教材が加わりました

- Thoroughly tried and tested, retains the core content but with streamlined units and up-to-date material.
- A balanced syllabus, with a strong emphasis on speaking to build confidence and promote fluency.
- A solid grammar syllabus, substantial reading practice, plus the best of recent language learning approaches.
- An optional 30+ hours of online practice provided via Oxford Online Skills Program.

- 長年支持されてきたHeadwayの特長を活かし、より効果的なユニット構成と最新のコンテンツで世界中の学習者をサポートします。
- 4技能をバランスよく伸ばすシラバスとスピーキングに重点を置いたアプローチを通し、学習者は自信と流暢さを身に付けます。
- 綿密に構成された文法シラバスや、豊富なリーディング練習、最新の学習方法を踏まえたアプローチが、世界中で支持されてきた理由です。
- Oxford Online Skills Programでは、30時間以上のオンラインプラクティスの利用が可能です。

SB

12 x 8-page units; audio scripts; grammar reference &amp; word list; iTutor DVD-ROM: video and review

全12ユニット (各8ページ)、オーディオスクリプト、文法解説、ワードリスト、発音記号表、iTutor DVD-ROM (ビデオ、アクティビティと復習セクション)

WB

With &amp; without answer key 12 x 6-page units; audio scripts; phonetic chart; iChecker CD-ROM: audio bank; unit tests

全12ユニット (各6ページ) オーディオスクリプト、発音記号表、iChecker CD-ROM (音声、ユニットテスト) (解答付きと解答無しの2種類の版があります)

TB

Teaching notes; answer keys; tape scripts; photocopyables; CD-ROM with customizable grammar PowerPoint™ presentations and worksheets

指導のコツ、解答集、オーディオスクリプト、コピー可能なリソース、CD-ROM (編集可能な文法解説用パワーポイントとワークシート)

CD

Full Student Book audio

スチューデントブックに対応した全ての音声

iTools

Student Book and Workbook on screen; audio &amp; answer keys; video content; worksheets; grammar presentations

スチューデントブックとワークブックを大画面に表示できるツール、オーディオと解答集、ビデオ、ワークシート、文法解説用プレゼンテーション資料

APP


Online Resources

See p. 47

## Other Components

- Split Student Book
- Teacher's Resource Book with photocopyable activities
- New Headway video/DVD
- New Headway pronunciation

New Headway Upper-Intermediate Student Book

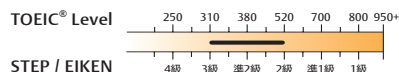


# Identity

Joseph Shaules, Hiroko Tsujioka and Miyuki Iida



Elementary to Pre-Intermediate  
初級から準中級



## Engaging cultural topics add depth to communication in the classroom

生徒の興味を引くトピックで異文化理解を深めながらコミュニケーション力を高めます


- Designed to help Japanese students develop confidence in listening and speaking.
- The course is built around cross-cultural themes to facilitate real student interaction and communication.
- A cultural questionnaire helps students relate to the cultural theme of the unit.
- 日本人学習者がリスニングとスピーキングで自信を高められるようにデザインされています。
- 比較文化的なテーマを基に学習者同士が実際にコミュニケーションを図り、議論できる構成になっています。
- 文化に関する質問を通して自身のことを見つめ直し、それをユニットテーマと照らし合わせることができます。



12 units; Audio scripts; glossary; review activities  
12 ユニット、オーディオスクリプト、用語解説、復習アクティビティ



Lesson overviews; answer keys; expansion activities  
レッスン概要、解答集、補足アクティビティ

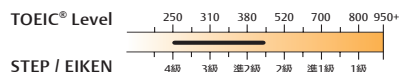


# J-Talk

Linda Lee, Kensaku Yoshida and Steve Ziolkowski



Elementary to Pre-Intermediate  
初級から準中級



## Designed to boost confidence and motivate low-level learners


学習者のモチベーションを上げ自信をつける初中級者向けのコース

- Photographs taken on location in Japan, comments from real Japanese students and a bilingual word list.
- J-Talk* helps students develop their speaking and listening ability by examining cultural diversity.
- Extremely flexible and can be used for discussion, a more structured language lesson or a combination of both.
- 日本で撮影された写真、日本人学習者の意見、2ヶ国語のワードリストなど、日本人学習者向けにデザインされたコースです。
- 日本と外国の価値観、慣習の違いや多様性を考えながらスピーキングとリスニングスキルを伸ばします。
- 一般英語のクラス、またディスカッションに特化したクラスにも使える、柔軟な構成となっています。




12 units; word list; world map  
12 ユニット、ワードリスト、世界地図





Level 1



Level 2

# Passport: 2nd Edition

Angela Buckingham and Lewis Lansford



2

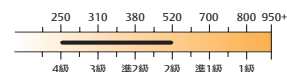
levels

False Beginner to Pre-Intermediate  
初級から準中級



TOEIC® Level

STEP / EIKEN



▶▶ Index p. 119

## Japan's best-selling communication coursebook!

日本人学習者向けに開発されたベストセラー会話教材

Written exclusively for Japanese students and extensively piloted and tested in Japanese classrooms.

Top tips for travel offer practical travel advice in English and Japanese for every unit.



20 units and 4 destination files; tips for travel; bilingual word list; full Student Book audio

20ユニット、4つの観光地紹介、海外旅行の基礎知識、バイリンガルワードリスト、全ての音声収録したCD



Extra grammar, vocabulary, reading & writing practice  
文法復習、語彙、リーディング・ライティング練習

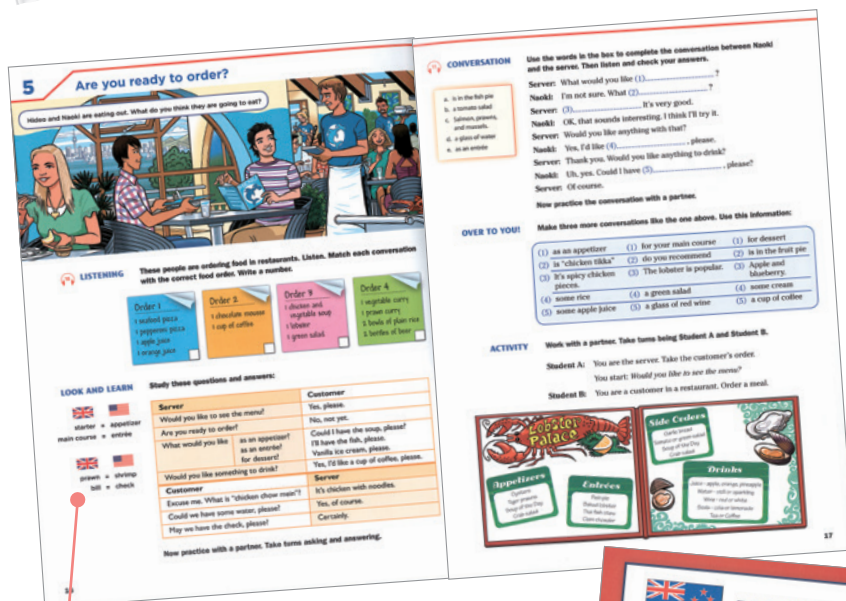


Lesson plans; audio scripts and answer keys; Teacher's Resource Disc

レッスンプラン、オーディオスクリプト、解答集、教師用リソースディスク



Made for Japan!



Passport Student Book 1

Flags indicate different expressions in British and American English

国旗マークがイギリス英語とアメリカ英語の表現の違いを分かりやすく示しています。

Use With

Oxford Bookworms:  
Factfiles (p. 73)

See Also

Identity (p. 31),  
My First Passport (p. 18)

Destination files include information, mini quizzes, as well as communication and listening activities

Destination Fileは観光地についての情報やミニクイズ、リスニングやコミュニケーションのアクティビティが掲載されています。





# Passport to New Places


Angela Buckingham and Norman Whitney

▶▶ Index p. 119

False Beginner  
初級


TOEIC® Level 250 310 380 520 700 800 950+

STEP / EIKEN 4級 3級 準2級 2級 準1級 1級



Visit new and adventurous destinations while enhancing survival English skills

新しい土地を訪れ冒険をしながらサバイバル英語力を身につけます



Passport to New Places Student Book

# Passport Plus


Angela Buckingham and Norman Whitney

▶▶ Index p. 119

False Beginner  
初級


TOEIC® Level 250 310 380 520 700 800 950+

STEP / EIKEN 4級 3級 準2級 2級 準1級 1級



Learn more survival English to welcome visitors to Japan

海外からのゲストを迎え、おもてなしするためのサバイバル英語を学びます



Passport Plus Student Book

# Passport to Work


Angela Buckingham and Norman Whitney

▶▶ Index p. 119

False Beginner  
初級


TOEIC® Level 250 310 380 520 700 800 950+

STEP / EIKEN 4級 3級 準2級 2級 準1級 1級



Basic, functional business English through the effective Passport framework

Passportの特長でもある効果的なシラバスで、実用的なビジネス英語の基礎を学びます



Passport to Work Student Book

Contact us at: [elt.japan@oup.com](mailto:elt.japan@oup.com)