



We can do it  
with ORT !

## Oxford Reading Tree Reading Guides

### Expand Elementary School English With The Oxford Reading Tree

#### Help students understand and use important language from the National Curriculum with Oxford Reading Tree

Reading stories from Oxford Reading Tree will enhance your students' enjoyment of English and help them to experience the language they have been taught in the Course of Study for English and Foreign Language Activities in different and meaningful contexts.


#### How to Use the Guide

Each guide contains a summary and page-by-page comprehension questions for an Oxford Reading Tree story. The questions have been carefully designed to help students recognize, understand, and use the language from their English and Foreign Language Activities lessons.

Choose a story and read it aloud to your students, using your voice and gestures to enhance the meaning and interest of the story. As you read, stop to ask your students the questions in the guide. This encourages them to try out the language they have been taught in an authentic way and builds their confidence speaking.

Notes in each guide identify the unit and language (as example answers) in *Let's Try* or *We Can* that the question aims to elicit.

Meet  
the Robinson  
Family



# Stage 3 [Stories]



We can do it  
with ORT!



## Correlation Chart

Themes/ phrases	We Can 1	We Can 2	ORT
Likes and dislikes	Unit 1	Unit 1, 3, 8	<i>A Cat in the Tree</i> [ P.4~5 ] <i>Nobody Wanted to Play</i> [ P.1 ] <i>On the Sand</i> [ P.16 ] <i>The Rope Swing</i> [ P.16 ]
Want	Unit 1	Unit 3, 6	<i>A Cat in the Tree</i> [ P.14~15 ] <i>Nobody Wanted to Play</i> [ P.2~3 ] <i>On the Sand</i> [ P.8~9 ] <i>The Rope Swing</i> [ P.8~9 ] <i>The Egg Hunt</i> [ P.4~5, P.6~7 ]
Have	Unit 1	—	<i>A Cat in the Tree</i> cover <i>Nobody Wanted to Play</i> [ P.1, P.16 ] <i>On the Sand</i> [ P.1, P.2~3 ] <i>The Rope Swing</i> [ P.1 ] <i>The Egg Hunt</i> cover, [ P.2~3, P.8~9, P.10~11, P.12~13, P.16 ] <i>By the Stream</i> [ P.2~3 ]
Months & seasons	Unit 2	Unit 1	<i>On the Sand</i> cover <i>The Egg Hunt</i> cover, [ P.2~3 ]
Everyday activities	Unit 4	—	<i>Nobody Wanted to Play</i> [ P.2~3 ] <i>The Egg Hunt</i> [ P.8~9 ]
Adverbs of frequency	Unit 4	—	<i>Nobody Wanted to Play</i> [ P.2~3 ] <i>The Egg Hunt</i> [ P.4~5 ]
Can	Unit 5	Unit 1	<i>Nobody Wanted to Play</i> cover <i>Nobody Wanted to Play</i> [ P.2~3 ] <i>On the Sand</i> [ P.12~13 ] <i>The Rope Swing</i> cover, [ P.1, P.2~3, P.10~11 ] <i>The Egg Hunt</i> [ P.12~13 ] <i>By the Stream</i> cover, [ P.2~3, P.4~5, P.8~9, P.10~11, P.12~13 ]
Prepositions of place	Unit 7	—	<i>A Cat in the Tree</i> cover <i>Nobody Wanted to Play</i> [ P.12~13 ] <i>The Rope Swing</i> cover, [ P.16 ] <i>The Egg Hunt</i> [ P.6~7, P.8~9, P.14~15 ] <i>By the Stream</i> cover, [ P.1, P.2~3, P.8~9, P.10~11, P.12~13, P.14~15, P.16 ]
Places in a town	Unit 7	Unit 4	<i>A Cat in the Tree</i> [ P.1, P.16 ] <i>Nobody Wanted to Play</i> [ P.2~3 ] <i>The Rope Swing</i> [ P.1 ] <i>The Egg Hunt</i> [ P.6~7 ]
What would you like?	Unit 8	—	<i>The Rope Swing</i> cover <i>The Egg Hunt</i> cover, [ P.16 ]
Family members	Unit 9	—	<i>A Cat in the Tree</i> [ P.2~3, P.6~7 ] <i>On the Sand</i> cover <i>The Egg Hunt</i> [ P.1 ]
Adjectives	Unit 9	Unit 7	<i>A Cat in the Tree</i> [ P.1, P.2~3, P.8~9, P.10~11, P.12~13, P.14~15 ] <i>Nobody Wanted to Play</i> cover, [ P.1, P.8~9, P.14~15 ] <i>On the Sand</i> [ P.14~15, P.16 ] <i>The Rope Swing</i> [ P.2~3, P.4~5, P.6~7, P.8~9, P.10~11, P.12~13, P.14~15 ] <i>The Egg Hunt</i> [ P.14~15, P.16 ] <i>By the Stream</i> cover, [ P.4~5, P.6~7, P.10~11, P.12~13, P.16 ]
Food & adjectives for taste	—	Unit 2	<i>The Egg Hunt</i> [ P.2~3 ]
Things to do during summer holidays	—	Unit 5	<i>On the Sand</i> cover, [ P.4~5, P.6~7, P.8~9, P.10~11 ]
Past tense	—	Unit 5	<i>On the Sand</i> cover, [ P.6~7, P.8~9, P.10~11 ] <i>The Rope Swing</i> [ P.14~15, P.16 ] <i>The Egg Hunt</i> [ P.8~9 ] <i>By the Stream</i> [ P.6~7 ]
Jobs	—	Unit 8	<i>A Cat in the Tree</i> [ P.14~15 ] <i>Nobody Wanted to Play</i> [ P.4~5, P.6~7, P.8~9, P.10~11, P.12~13, P.14~15 ]



## Stage 3 [Stories]




We can do it  
with ORT!



### A Cat in the Tree

Floppy chased a cat. The cat ran up a tree. Wilma climbed the tree to rescue it. Wilma got stuck in the tree. Wilma's dad climbed the tree and rescued Wilma, but then he got stuck. They had to call the fire brigade to save him. Finally, the cat climbed another tree.



Pg.	Questions	Possible answers	We Can 1	We Can 2
Cover	(Point to cat) What's this?	It's a cat.	*	*
	What colour is it?	It's black, grey and white.	*	*
	Where is the cat?	It's in the tree.	Unit 7	—
	Do you have a cat?	Yes, I do/ No, I don't.	Unit 1	—
1	How does Floppy feel?	He's excited.	Unit 9	Unit 7
	How does the cat feel?	It's scared.	Unit 9	Unit 7
	Where will the cat go?	(Students guess)	—	—
	Where are they?	At the park.	Unit 7	Unit 4
2~3	How does Floppy feel?	He's sorry.	Unit 9	Unit 7
	(Point to Wilma) Who's she?	She's Wilma. She's Biff's friend.	Unit 9	—
	Where do you think the cat is?	(Students guess)	—	—
4~5	What's Wilma doing?	She's climbing the tree.	—	—
	Do you like climbing trees?	Yes, I do/ No, I don't.	Unit 1	Unit 1, 3, 8
6~7	(Point to Wilma's dad) Who's he?	He's Wilma's dad.	Unit 9	—
	Why is he angry?	Wilma climbed the tree.	—	—
	How will Wilma get down?	(Students guess)	—	—
8~9	Is Wilma safe?	Yes, she is.	Unit 9	Unit 7
	(Point to the brown dog) What's this dog chasing?	A squirrel.	—	—
	Who will get the cat?	(Students guess)	—	—
10~11	How does the cat feel?	It's scared.	Unit 9	Unit 7
	What will happen next?	(Students guess)	—	—
12~13	Is the cat safe?	Yes, it is.	Unit 9	Unit 7
	Is Wilma's dad safe?	No, he isn't.	Unit 9	Unit 7
14~15	(Point to a fireman) What's his job?	He's a fireman.	—	Unit 8
	Do you want to be a fireman?	Yes, I do/ No, I don't.	Unit 1	Unit 3~6
	Is Wilma's dad safe?	Yes, he is.	Unit 9	Unit 7
16	Where's the cat?	It's in the tree.	Unit 7	—



# Stage 3 [Stories]




We can do it  
with ORT!



## Nobody Wanted to Play

Wilf was cross because nobody wanted to play with him. He went to the park with Floppy and played games on his own. Floppy got bored because Wilf wasn't playing with him, and he fell asleep. Wilf bought an ice-cream, but he tripped over Floppy and dropped it.



Pg.	Questions	Possible answers	We Can 1	We Can 2
Cover	(Point to Wilf) Who's he?	He's Wilf.	—	—
	Can you see Wilf's friends?	(Point to Biff, Wilma & Chip) Here.	Unit 5	Unit 1
	How does Wilf feel?	He's lonely.	Unit 9	Unit 7
1	Do you like Wilf's bicycle?	Yes, I do. It's cool.	Unit 1, 9	Unit 1, 3, 7, 8
	Do you have a bicycle? What colour is it?	Yes, I do/ No, I don't. It's green.	Unit 1	—
	Why is Wilf angry?	(Students guess)	Unit 9	Unit 7
2~3	Where is Wilf going?	To the park.	Unit 7	Unit 4
	Do Chip, Wilma and Biff want to play?	No, they don't.	Unit 1	Unit 3, 6
	Does Floppy want to play?	Yes, he does.	Unit 1	Unit 3, 6
	Do you have a park in your town?	Yes, I do/ No, I don't.	Unit 7	Unit 4
	Do you play in the park after school?	Yes, sometimes.	Unit 4	—
4~5	Can you see the glasses?	Yes, here.	Unit 5	Unit 1
	What does Wilf want to be?	He wants to be a spaceman.	—	Unit 8
	Do you want to be a spaceman?	Yes, I do/ No, I don't.	—	Unit 8
6~7	Is Wilf playing with Floppy?	No, he isn't.	—	—
	What does Wilf want to be?	He wants to be a juggler.	—	Unit 8
	Do you want to be a juggler?	Yes, I do/ No, I don't.	—	Unit 8
8~9	Is Wilf playing with Floppy?	No, he isn't.	—	—
	What does Wilf want to be?	He wants to be a cowboy.	—	Unit 8
	Do you want to be a cowboy?	Yes, I do/ No, I don't.	—	Unit 8
	Is Wilf playing with Floppy?	No, he isn't.	—	—
10~11	How does Floppy feel?	He's sad.	Unit 9	Unit 7
	What does Wilf want to be?	He wants to be a stuntman.	—	Unit 8
	Do you want to be a stuntman?	Yes, I do/ No, I don't.	—	Unit 8
	What does Wilf want to be?	He wants to be a fireman.	—	Unit 8
12~13	Do you want to be a fireman?	Yes, I do/ No, I don't.	—	Unit 8
	What does Wilf want to be?	He wants to be a superhero.	—	Unit 8
14~15	Do you want to be a super hero?	Yes, I do/ No, I don't.	—	Unit 8
	Is Wilf playing with Floppy?	No, he isn't.	—	—
	How does Floppy feel?	He's bored/ sleepy.	Unit 9	Unit 7
16	What was Floppy doing?	Sleeping.	—	—
	What was Wilf doing?	Dreaming.	—	—
	What does Wilf have?	An ice-cream.	Unit 1	—





# Stage 3 [ Stories ]




We can do it  
with ORT!



## On the Sand

The Robinson family went to the beach. Dad fell asleep on the sand. Biff and Chip put sand on him and made a sandcastle. They put Dad's hat on top. Dad was still asleep so Biff and Chip walked around the beach. When they came back, they saw Dad's hat in the sea! But Dad was hiding. It was a trick! But how did he get the hat to stay still in the water?



Pg.	Questions	Possible answers	We Can 1	We Can 2
Cover	(Point to Chip) Who's he?	He's Chip.	*	*
	(Point to Biff) Who's she?	She's Biff. She's Chip's sister.	Unit 9	—
	It's summer! Where are they?	At the beach.	Unit 2	Unit 1, 5
	Did you go to the beach on your last summer vacation?	Yes, I did/ No, I didn't.	—	Unit 5
1	What are Biff and Chip making?	A sandcastle.	—	—
	What toys do they have?	They have an ambulance, a dolphin and a boat.	Unit 1	—
2~3	What does Dad have?	He has a book, sunglasses, a bag and a green hat.	Unit 1	—
	What will Dad do when he wakes up?	(Students guess)	—	—
4~5	What did Chip write with the shells?	DAD.	—	—
	What can you do at the beach?	Eat ice cream, swim in the sea, etc.	—	Unit 5
6~7	What are Biff and Chip doing?	Eating ice cream.	—	—
	Did you eat ice cream on your last summer vacation?	Yes, I did/ No, I didn't.	—	Unit 5
8~9	Look at the little boy. Does he want to ride the donkey?	No, he doesn't.	Unit 1	Unit 3, 6
	Look at Biff. Does she want to ride the boat?	Yes, maybe.	Unit 1	Unit 3, 6
	Did you ride on a boat on your last summer vacation?	Yes, I did/ No, I didn't.	—	Unit 5
	What do you think Dad is doing?	(Students guess)	—	—
10~11	Did you ride a go-kart on your last summer vacation?	Yes, I did/ No, I didn't.	—	Unit 5
	What will happen next?	(Students guess)	—	—
12~13	What do they think happened?	Dad is in the sea.	Unit 7	—
	Can you see Dad?	Yes, here.	Unit 5	Unit 1
14~15	How does Biff feel?	She's angry.	Unit 9	Unit 7
	Why is Dad's hat not moving?	(Students guess)	—	—
16	Is Biff angry?	No, she isn't.	Unit 9	Unit 7
	Do you like going to the beach?	Yes, I do/ No, I don't.	Unit 1	Unit 1, 3, 8



## Stage 3 [Stories]




We can do it  
with ORT!



### The Rope Swing

The children to play on a rope swing (a tyre hanging from a rope from a tree) at the stream near their houses. One by one, the children climbed on to the swing. Floppy was scared but the swing didn't break. The children crossed the bridge to go home. The bridge collapsed and they all fell into the water. The rope broke too and the tyre fell on Floppy's head.



Pg.	Questions	Possible answers	We Can 1	We Can 2
Cover	Who can you see?	I can see Wilma, Chip, Wilf, Kipper, Biff and Floppy.	Unit 5	Unit 1
	Where are they?	They are by the stream.	Unit 7	—
	(Point to the rope swing) What's this?	It's a rope and a tire.	*	*
	Would you like to play on the rope swing?	Yes, I would/ No, I wouldn't.	Unit 8	—
1	Do you have a stream in your town?	Yes, we do/ No, we don't.	Unit 1, 7	Unit 4
	Can you see the rope swing?	Yes, here.	Unit 5	Unit 1
2~3	How does Kipper feel?	He's excited.	Unit 9	Unit 7
	Can you see a squirrel?	Yes, in the tree.	Unit 5	Unit 1
	Can you see a rabbit?	Yes, behind the bush.	Unit 5	Unit 1
4~5	How does Floppy feel?	He's worried.	Unit 9	Unit 7
	How many children are on the rope swing?	1.	*	*
	(Point to the top of the rope) Is it safe?	No, it's dangerous.	Unit 9	Unit 7
6~7	How many children are on the rope swing?	2.	*	*
	How does Kipper feel?	He's very excited.	Unit 9	Unit 7
	How does Floppy feel?	He's very worried.	Unit 9	Unit 7
8~9	How many children are on the rope swing?	3.	*	*
	(Point to the top of the rope) Is it safe?	No, it's dangerous.	Unit 9	Unit 7
	What does Kipper want to do?	He wants to ride the rope swing.	Unit 1	Unit 3, 6
10~11	How many children are on the rope swing?	4.	*	*
	How many rabbits can you see?	I can see 4 rabbits.	Unit 5	Unit 1
	How does Floppy feel?	He's very, very worried.	Unit 9	Unit 7
	(Point to the top of the rope) Is it safe?	No, it's dangerous.	Unit 9	Unit 7
12~13	How many children are on the rope swing?	5.	*	*
	Look at the rabbits. They're running away. How do they feel?	They're worried/ scared.	Unit 9	Unit 7
	Will the rope break?	(Students guess)	—	—
14~15	Did the rope break?	No, it didn't.	—	Unit 5
	(Point to the bridge) Is it safe?	(Students guess)	Unit 9	Unit 7
16	Where are the children?	In the stream.	Unit 7	—
	Did the rope break?	Yes, it did.	—	Unit 5
	Do you like playing on swings?	Yes, I do/ No, I don't.	Unit 1	Unit 1, 3, 8



# Stage 3 [Stories]




We can do it with ORT!



## The Egg Hunt

It's Easter, and Wilf and Wilma's cousin Kate has come to visit. They baked an Easter cake together. Wilma had an idea for a game. She went to the park and hid small chocolate eggs all around. Wilf and Kate came to the park and tried to find the eggs. But the squirrels had taken them! The children weren't upset, though, because Wilf and Wilma's mum bought them nice big chocolate eggs. Happy Easter!



Pg.	Questions	Possible answers	We Can 1	We Can 2
Cover	(Point to Wilma) Who's she?	She's Wilma.	—	—
	What does she have?	She has little eggs.	Unit 1	—
	What season is it?	It's spring.	Unit 2	Unit 1
	Would you like to join the egg hunt?	Yes, I would/ No, I wouldn't	Unit 8	—
1	(Point to Kate) Who's she.	She's Wilf and Wilma's cousin.	Unit 9	—
	(Point to the woman handing Mum a bag) Who's she?	She's Kate's mum.	Unit 9	—
2~3	(Point to the cake) How do you think it tastes?	Sweet and delicious.	—	Unit 2
	What does Kate have?	She has an egg.	Unit 1	—
	It's Easter. Do you know when Easter is?	It's in April.	Unit 2	Unit 1
4~5	(Point to Wilf) What does he want to do?	He wants to eat the cake.	Unit 1	Unit 3~6
	Do you have cake for dessert?	Yes, sometimes.	Unit 4	—
	What is Wilma's idea?	(Students guess)	—	—
6~7	Where are Wilma and Dad?	In the park.	Unit 7	Unit 4
	Do you have a park in your town?	Yes, we do.	Unit 7	Unit 4
	What does Wilma want to do?	She wants to hide some eggs.	Unit 1	Unit 3, 6
	Where will she hide the eggs?	Under the flower, in the tree, etc.	Unit 7	—
8~9	Where did she hide the eggs?	In the trees and flowers.	Unit 7	Unit 5
	(Point to the woman talking to Dad) What's she doing?	She's walking her dog.	—	—
	Do you have a dog?	Yes, I do.	Unit 1	—
	When do you walk your dog?	After school.	Unit 4	—
10~11	(Point to the squirrels) What do they have?	They have the eggs.	Unit 1	—
	What does Mum have?	A basket.	Unit 1	—
12~13	Can Kate find the eggs?	No, she can't.	Unit 5	Unit 1
	How many squirrels can you see?	I can see 4 squirrels.	Unit 5	Unit 1
	What do they have?	The eggs.	Unit 1	—
14~15	Where are the eggs?	In the tree.	Unit 7	—
	Are the eggs big or little?	(They're) little.	Unit 9	Unit 7
16	What do the children have?	They have eggs.	Unit 1	—
	Are the eggs big or little?	(They're) big.	Unit 9	Unit 7
	Would you like to try a chocolate Easter egg?	Yes, I would.	Unit 8	—



# Stage 3 [ Stories ]




We can do it  
with ORT !



## By the Stream

The Robinson family went for a picnic by the stream with Wilf and Wilma. The children went on the bridge to play Poohsticks (a game where players throw sticks into water and watch to see which stick moves the fastest). Kipper couldn't see over the bridge so Biff lifted him up. Kipper dropped Teddy into the stream by mistake. Everyone tried to help get Teddy out of the water but they couldn't reach Teddy. Dad fell into the water. Dad got Teddy and a frog climbed onto his head. Dad joked, "I'm a frogman" (another word for diver).



Pg.	Questions	Possible answers	We Can 1	We Can 2
Cover	Who can you see?	I can see Wilma, Chip, Wilf, Kipper and Biff.	Unit 5	Unit 1
	Where are they?	They are by the stream.	Unit 7	—
	How does Kipper feel?	He's worried.	Unit 9	Unit 7
	Why?	(Students guess)	—	—
1	What are they doing?	Having a picnic.	—	—
	Did you have a picnic on your last summer vacation?	Yes, I did/ No, I didn't.	—	Unit 5
2~3	Where is Biff?	She's on the bridge.	Unit 7	—
	What does Kipper have?	He has his teddy.	Unit 1	—
	Can you see the glasses?	Yes, under the bridge.	Unit 5, 7	Unit 1
4~5	What is Floppy doing?	He's chasing a rabbit.	—	—
	Can Kipper see the sticks?	No, he can't.	Unit 5	Unit 1
	Why not?	He's small.	Unit 9	Unit 7
6~7	What are Wilf, Wilma and Chip looking at?	The sticks.	—	—
	How does Kipper feel?	He's worried.	Unit 9	Unit 7
	Why?	He dropped teddy.	—	Unit 5
8~9	Where is Teddy?	In the stream.	Unit 7	—
	Can Biff get Teddy?	No, she can't.	Unit 5	Unit 1
	What is Floppy looking for?	The rabbit.	—	—
10~11	Where is Teddy?	In the stream.	Unit 7	—
	Can Mum get Teddy?	No, she can't.	Unit 5	Unit 1
	How does Kipper feel?	He's very worried.	Unit 9	Unit 7
	Where is the rabbit?	I don't know.	—	—
12~13	Where is Teddy?	In the stream.	Unit 7	—
	Can Dad get Teddy?	No, he can't.	Unit 5	Unit 1
	How does Kipper feel?	He's very, very worried.	Unit 9	Unit 7
	(Point to the bush Chip is holding) Is it safe?	(Students guess)	Unit 9	Unit 7
14~15	Where is Dad?	In the stream.	Unit 7	—
	Where is the rabbit?	Behind the bush.	Unit 7	—
16	Is Teddy okay?	Yes, he is.	—	—
	What is on Dad's head?	A frog.	Unit 7	—
	How does Kipper feel?	He's happy.	Unit 9	Unit 7

