

This level chart is only a rough guide to the approximate levels of Oxford books.
このレベルチャートは、各教材がおおよそどれくらいのレベルに対応するかを弊社が独自の判断で示したものです。



Level 1



Level 2



Level 3



Get Ahead

Robert Quinn, Sylvia Wheeldon, Tim Falla and Paul A. Davies



3

levels

Beginner to Intermediate
入門から中級

TOEIC® Level

250 310 380 520 700 800 950+

STEP / EIKEN

4級 3級 準2級 2級 準1級 1級

Made for Japan, combines grammar and vocabulary with communication

文法、語彙を体系的に学びながらコミュニケーション力を高める、日本向け教材

■ A structured 4-skills approach to learning functional language, combined with a grammar and vocabulary focus.

■ Get students thinking about language and their own experiences and culture in the context of the wider world.

■ 'Try it out' activities get students talking with realistic and supportive models and authentic situations.

■ 4技能と、文法や語彙を体系的に学ぶアプローチを通じ、コミュニケーションを円滑に図るための実用的な言葉をも身につけます。

■ 生徒は、幅広いジャンルのトピックを盛り込んだ読み物を通じ、言語や自身の経験、文化などについて考察することができます。

■ Try it out アクティビティでは、実生活でも起こりうるシチュエーションを想定し、実用的に役に立つ会話モデルを使って会話練習をすることができます。



12 x 6 page units; 3 review units; Extra grammar and vocabulary activities for each unit

全12ユニット (各6ページ)、3つ復習のユニット、各ユニットに文法・語彙アクティビティ



Lesson plans; Audio scripts; Workbook answer keys; CD-ROM: Unit and speaking tests; Exam prep; Photocopiable skills worksheets

レッスンプラン、オーディオスクリプト、ワークブック解答集、CD-ROM(テスト、試験対策問題、コピー可能なワークシート)



Extra practice for each unit; Word lists; Conversation phrase list

各ユニットの復習、ワードリスト、会話表現集



Full class audio

教材に対応した全ての音声


Other Components

- Full audio available for download at www.oup.com/elt/getahead

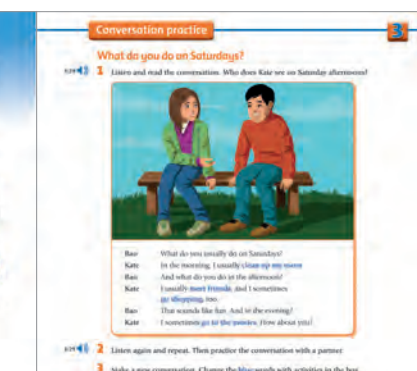


Classroom presentation tools - Student book and workbook on screen, audio, answer keys, teacher's resources

スチューデントブックとワークブックを大画面で表示できるツール、音声、(練習問題の解答教師用リソース)



Get Ahead Student Book 1



Get Ahead Student Book 1

Use With

Bookworms (p.72),
Dominoes (p.69)

Get thinking... Get talking... Get Ahead

Unit structure - Student Book Level 2

4 TV and movies

VOCABULARY TV shows • Movies
GRAMMAR Simple past • Pronouns
CONVERSATION Expressing disbelief

Vocabulary
TV shows

1 Look at the pictures. Listen and repeat.

1 talent show 2 documentary 3 cartoon 4 drama
5 talk show 6 comedy 7 the news 8 game show 9 sports

2 Listen to Anna, David and Jenny talking about what TV shows they watch. Complete the chart. Write O for often, S for sometimes, N for never.

	the news	sports	game shows
Anna	S		
David			
Jenny			

3 What TV shows do you watch? Write sentences. Use the phrases in the box.

I'm a big fan of... I don't mind... I can't stand... I'm crazy about...

I can't stand talk shows. My favorite show is...

4 TRY IT OUT Talk about TV shows with a partner. Which shows do you both like?

I'm a big fan of talk shows. I can't stand them.

I can talk about TV shows like this. Vocabulary Builder → page 98

語彙 Vocabulary presentation

Conversation practice

What did you watch last night?

1 Listen and read the conversation. Who watched a talent show last night?

Sam: Did you see that documentary on TV last night?
Kate: No. Was it good?
Sam: Yes, it was really exciting.
Kate: Oh, I don't like documentaries much. I prefer dramas or comedies.
Sam: So, what did you watch last night?
Kate: A talent show. It was very entertaining!
Sam: Oh, what's it called?
Kate: 'Superstar' didn't it?
Sam: Sounds good. I'd like to see that, too.

Now practice the conversation with a partner.

2 Change the blue words to make a new conversation. Use the different TV shows.

TRY IT OUT Practice your new conversation with a partner.

3 PRONUNCIATION Listen and repeat. Underline the /i:/ sound in each word.

great game entertaining

4 Underline the /i:/ sounds in these sentences. Say the sentences. Then listen and check your pronunciation.

1 There's a great show on at eight!
2 They make entertaining game shows.
3 Jay can play soccer on Sunday.

I can talk about TV shows I watched. Vocabulary Builder → page 98

会話練習 Conversation practice

Grammar

Simple past

1 Study the examples in the chart.

Affirmative	Negative	Questions
I watched TV last night.	He didn't watch TV.	Did you watch TV last night?
Yes, I did. / No, I didn't.	He didn't go out.	Did they go out last night?
He went out last night.	She didn't go out.	Yes, they did. / No, they didn't.

2 Complete the sentences. Use the simple past.

1 I liked (like) that documentary about pandas.
2 You lost (not see) the tennis game.
3 We lost (lose) the new drama.
4 Kim didn't win (not win) any money on the game show.
5 The children in the talent show were (sing) very well.

3 Complete the conversation. Use the simple past.

Bob: Hi, Anna. Did you watch (you / watch) City Stars last night?
Anna: No, I didn't. Why? What happened (happen)?
Bob: Dr. Jones was (not arrive) at work.
Anna: Really? What (what / happen) her car?
Bob: Yes, she did (crash) her car!
Anna: And what (she / forget) her name after the accident?
Bob: Yes! How did (you / know) that?
Anna: Because that's an old episode.
I was (see) it last month!

4 Now listen and check. Then practice the conversation with a partner.

5 Complete the questions. Use the simple past.

1 Did you (you / watch) TV yesterday evening (watch)?
2 Did you (you / have) your homework before dinner? (do)
3 Did you (you / read) a book or a magazine last month? (read)
4 Did you (you / play) any computer games last weekend? (play)
5 Did you (you / be) before 10 p.m. last night? (go)

6 TRY IT OUT Ask and answer the questions from exercise 4 with a partner.

I can use the simple past. Grammar Builder → page 98

文法構造 Grammar presentation

Conversation practice

Expressing disbelief

1 Listen and read the conversation. What is Keigo's exciting news?

Keigo: Guess what happened to me yesterday!
Mika: What?
Keigo: I was downtown when a TV reporter stopped me!
Mika: You're kidding!
Keigo: No, I'm not! She interviewed me for that new talk show!
Mika: Are you serious?
Keigo: Yes! I'm going to be on TV tomorrow evening!
Mika: No way! I don't believe you!
Keigo: I promise you, it's true!

2 Now practice the conversation with a partner.

3 Listen to two new conversations. Match the conversations with the pictures. There is one extra picture.

Conversation 1: picture _____
Conversation 2: picture _____

4 Study the Conversation phrases. Use the phrases to make a new conversation. Use the situations in the box below or your own ideas.

lose a movie star found 100 dollars saved someone's pet cat won a talent show

Conversation phrases

Guess what happened to me. No way!
You're kidding! I don't believe you!
Are you serious? I promise you, it's true!

5 TRY IT OUT Now practice your new conversation with a partner.

I can express disbelief. Vocabulary Builder → page 98

会話練習 Conversation practice

Vocabulary

Movies

1 Look at the posters. Listen and repeat.

1 fantasy movie 2 action movie 3 horror movie 4 romantic comedy
5 science fiction movie 6 martial arts movie 7 musical 8 animated movie

2 Complete the sentences with the words in the box. Do you agree with the opinions?

entertaining exciting funny imaginative scary violent

1 I don't like martial arts movies. The fight scenes are too violent.
2 Romantic comedies are entertaining. They always make me laugh.
3 I don't like horror movies because they're scary. I can't sleep after I watch them!
4 Animated movies are funny for all the family.
5 I think fantasy movies are imaginative. They have great stories.
6 I'm a big fan of action movies. They're exciting.

3 Listen to three people talking about movies. Which movies do they like?

Genre	Joe	Sue
Fantasy		
Action		
Horror		
Romantic comedy		
Science fiction		
Martial arts		
Musical		
Animated		

4 TRY IT OUT In pairs, talk about movies.

What do you think of fantasy movies? Fantasy movies are exciting. My favorite is...

I can talk about movies. Vocabulary Builder → page 98

語彙2 2nd vocabulary presentation

Writing practice

A movie review

1 Listen and read Kathy's movie review.

STAR WARS: THE EMPIRE STRIKES BACK

2 Read the review again. Answer the questions.

1 What type of movie was it?
2 When and where does the movie take place?
3 Why did she like it?
4 What was her opinion of the music?
5 What was her favorite actor?
6 What was the best part of the movie?

3 Study the Writing skills box. Look at the highlighted pronouns in the review. What do they refer to?

Writing Skills: pronouns

It's a science fiction movie, and I took place a long time ago.
The actors were very good. I loved them.

4 Write the correct pronouns to complete the sentences.

1 Many in a band _____ is a great singer.
2 There are some in the movie. I called _____.
3 We loved that movie. We thought _____ was the best part.
4 Bob and Jane went out last night. We saw _____.

5 Make notes about a movie that you enjoyed. An _____

6 TRY IT OUT Write a movie review. Use the ideas from the review and check your work when you write.

I can write a movie review. Writing Builder → page 98

読解/ライティング練習 Reading/writing practice

Reading practice

Martin Luther King

1 Listen and read the biography. What did Martin Luther King protest against?

I have a dream

2 Read the biography again. Answer the questions.

1 What was the purpose of the march?
2 Why couldn't black people sit at the front of the bus?
3 What happened in 1964?
4 What happened in 1968?

3 Listen to Parvati talking about an important person from his country's history. Complete the biography.

Parvati is one of the most famous _____ in India. He was born on October 2, 1887. He was the _____ of the Indian National Congress. He worked for independence for India. He believed in _____ and non-violence. He was called the father of modern India.

4 TRY IT OUT Think in pairs. Think of an important person from your country. What changes did they make?


I can read about Martin Luther King. Reading Builder → page 98

Get Ahead Japanese Teacher's Handbook Available Online


日本語版指導ガイドをウェブサイトよりダウンロードいただけます。指導上のヒント、レッスンガイド、I Can リスト、Get Ahead と英検 Can-do リストの比較チャートを収録。

<https://elt.oup.com/teachers/getahead>

* Oxford Teachers' Club へのご登録 (無料) が必要です。



Level 1



Level 2



See Also

Passport 2nd Edition (p.32)

My First Passport: 2nd Edition



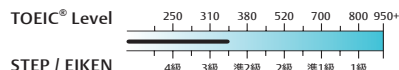
▶▶ Index p.101

Angela Buckingham and Lewis Lansford



2

levels

Beginner to Elementary
入門から初級

The best-selling course designed for Japanese secondary students

日本の中高生向けベストセラーコース

- Communicative-based syllabus introduces practical English for use at home and abroad.
- Easy to teach two-page units are self contained and provide practice in essential communicative skills.
- Improved teaching resources, includes ready-made lesson plans, extra class activities and exam preparation.
- コミュニケーション型シラバスを採用しており、実践的な英語を学習できます。
- 各ユニット2ページ。様々な場面での基本的なコミュニケーションスキルを学習します。
- レッスンプラン、アクティビティのアイデア、試験対策問題など、教師用リソースが充実しています。



15 x 2 page units; 3 country files; Bilingual word lists; CD: Full class audio

全15ユニット (各2ページ)、観光地紹介x3、バイリンガルワードリスト、CD (全ての音声コンテンツ)

Extra activities for each unit; 5 review lessons
各ユニットの追加アクティビティ、復習セクションx 5

Lesson plans; Answer keys; CD-ROM: Unit tests; Listening, writing and reading tests; Audio scripts; Photocopiable worksheets

レッスンプラン、練習問題の解答、CD-ROM (復習テスト、ユニット毎のリスニング・ライティング・リーディングテスト、オーディオスクリプト、コピー可能なワークシート)



Classroom presentation tools - Student book and workbook on screen, audio, answer keys, teacher's resources

スチューデントブックおよびワークブックを大画面で表示できるツール。オーディオ、練習問題の解答、教師用リソースなどを収録

1 How long are you staying?

Yui and Naonami arrive in the U.K. They are going through immigration. What can you see in the picture?

Word check! Listen. Check (✓) the words you hear.

- ☐ documents
- ☐ task
- ☐ passport
- ☐ hotel
- ☐ homestay
- ☐ days
- ☐ weeks
- ☐ months

Listening Listen again. Check (✓) the correct answers.

- When does Naonami arrive? ☐ in the morning ☐ in the afternoon ☐ in the evening
- Where is she staying in the U.K.? ☐ in London ☐ in Edinburgh ☐ in Brighton
- Who is she travelling with? ☐ with her teacher ☐ with her friend ☐ by herself

Look and learn Study the sentences. Practice asking and answering with a partner.

	Immigration officer	Passenger
purpose	What's the purpose of your visit?	I'm here on _____
address	Where are you staying?	I'm staying _____
length of visit	How long are you staying?	I'm here for _____

Conversation Listen to the conversation. Fill in the blanks.

Officer: May I have your passport, please?
Student: Yes, here it is.
Officer: Where are you from?
Student: I'm from (1) _____.
Officer: Thank you. What's the purpose of your visit?
Student: I'm here (2) _____.
Officer: OK. Where are you staying?
Student: (3) _____.
Officer: And how long is your trip?
Student: I'm here for (4) _____.
Officer: Thank you. Next, please.

Over to you! Make three more conversations. Use this information:

(1) Osaka, in Japan	(2) the U.S.A.	(3) Canada
(4) to study English	(5) on business	(6) on vacation
(7) At 82 Oak Road, Oxford.	(8) At the Premier Hotel.	(9) With friends at this address.
(10) one month	(11) five days	(12) two weeks

Activity Work with a partner. Take turns being Student A and Student B.
Student A: You are a passenger from Japan. You arrive at the airport in the U.K. Answer the Immigration Officer's questions.
Student B: You are an Immigration Officer. Ask the passenger (Student A) some questions. Complete the form. You start. Next, please.

Welcome to the UK

Home Office
UK Border Agency

1. Name: _____

2. Nationality: _____

3. Purpose of visit: _____

4. Address in the UK: _____

5. Length of stay: _____

My First Passport Student Book 1

Word Check

Introduces students to the dialogue and focuses students on important words in the conversation.

ダイアログボックスを挿入し、会話において重要な語彙に注意を向けます。

Over to You

Easy speaking activities encourage students to practice language.

シンプルで易しいスピーキング練習が生徒の発話を促します。

Destination pages

Students can discover more about popular destinations around the world.

世界各国の人気観光地についてより深く知ることができます。

My First Passport Student Book 2

巻末には、ワードリストとディスカッション
に役立つエピソード集「My Story」を日
英バイリンガルで収録しています。



My First Passport Student Book 1

Word list

1

arrive	到着する
address	住所
business	仕事、ビジネス
by herself	彼女一人で
documents	書類【複】
homestay	ホームステイ
immigration	入国審査
nationality	国籍
passport	パスポート
purpose	目的
stay (v)	滞在する
study (v)	勉強する
travel (v)	旅行する
trip	旅行
U.K.	英国
vacation	休暇、休み
visa	ビザ
visit	訪問する

2

American	アメリカ人、アメリカの
Australia	オーストラリア人、 オーストラリアの
Canadian	カナダ人、カナダの
China	中国
Chinese	中国人、中国の
English	イギリス人、イギリスの
England	イギリス
I live in ...	私は〜に住んでいます。
I'm from ...	私は〜から来ました。
Japan	日本
Japanese	日本人、日本の
Please call me. ...	私と〜で会ってください。
Thank you	ありがとうございます

That's right.
the U.S.A.
Where are you from?
その通りです。
アメリカ合衆国
どこから来ましたか？

3

bathroom	トイレ、浴室
bedroom	寝室
bird	
come	
dinner	
garb	
garb	
hall	
her	
his	
kitch	
living	
love	
my	
our	
picn	
prev	
remo	
siste	
stair	
stair	
table	
telep	
upst	
utilit	
very	
view	
your	

14 My story: Telling people where you're going

Eita
Nishimura

Last fall, I stayed in London for a month. My host family was the Hartleys. They were very friendly, but they were also very busy. Nobody came home until 6:00, and sometimes Mrs. Hartley didn't come home until dinner time, around 7:00.

One day, I came home from school early. Nobody was there, so I decided to go shopping. I got on the bus to Oxford Street, one of London's famous shopping areas. When I sat down, I started to feel sleepy ...

Suddenly I woke up! Where was I? The bus had gone past Oxford Street! I got off the bus and waited for a return bus. It was already 7:00. "I should call the Hartleys," I thought. But I didn't have their phone number with me!

I finally got home at 8:00. "Eita, where have you been? We've been so worried!" I told them the story. "Next time, please leave us a note. Tell us where you're going. And keep our phone number with you at all times!"

The next day, Mrs. Hartley gave me a present. It was a yellow T-shirt with big black letters on it: "If lost, please return to the Hartleys, telephone number 020-7555-1257!" I laughed so hard!

Discussion questions

- 1 Do you ever sleep on the train or bus?
- 2 Have you ever missed your station or stop because you were sleeping? What happened?
- 3 If you're going to come home late, do you always tell your parents?

Mini task

Match.

- 1 Call if you're going to be late.
- 2 Will you be back for dinner?
- 3 Do you have my phone number?
- 4 Yes, I do. It's in my cell phone.
- 5 OK, I will!
- 6 No. I'm meeting Mika this evening.

どこに行くつもりか伝える

去年の秋、ぼくは1ヶ月間ロンドンに滞在しました。ぼくのホストファミリーはハートリーという家族でした。とても親切な人たちだった。みんなとても忙しかったので、午後8時までは家に帰ってこないことが多くて、時々とモス・ハートリーは7時前後の夕食の準備まで頼りませんでした。

ある日、ぼくは学校から早く帰ってきました。うちはまだ誰もいなかったのでも、買い物に出かけることにしました。ロンドンの有名なショッピングエリアのひとつのオックスフォード・ストリートへ向かって、バスに乗りしました。車内は座席がほとんど空っぽになっていました。

突然、ぼくは目を覚まして、どこにいたのかわからず、オックスフォード・ストリートへ通り過ぎてしまっていたバスを降りて、通りのバスを待ちました。すでに7時では、ハートリー家に電話しなければ、と思いまして、けれど、電話番号を持っていなかったのが苦しい。

当時やっとなりに着きました。突然、どこにいたのかわからず、ぼくは自分自身を探していました。今では私は家にいても探してもらう必要はない。どこに行くのか知らせてね。それからうちの電話番号を、いつでも持ち歩くようにし。

翌日、モス・ハートリーはプレゼントをくれました。面白い大きな文字が書いてある黄色いTシャツでした。「もし迷ったら、ハートリー家に帰ってください。電話番号は 020-7555-1257」ぼくは大層喜びました!

リスニング理解問題

- 1 電車やバスの中で寝てしまったことはありますか?
- 2 間違えて目的地の駅やバス停で降りたことがありませんか?
- 3 家に帰るべきなのに帰らないでいるとき、両親や友達に電話していませんか?

64

